



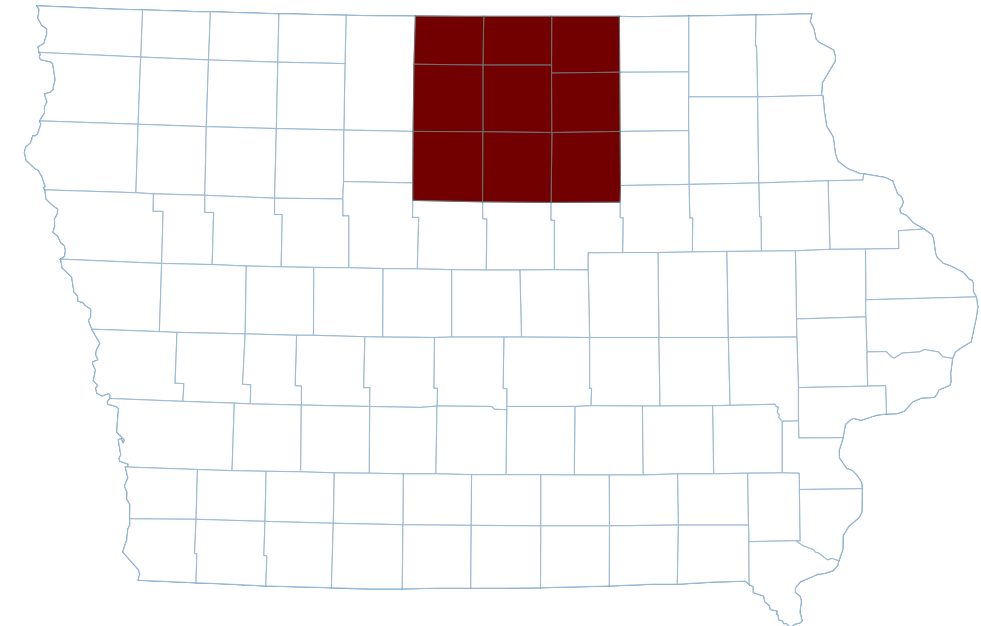
For additional information and analysis contact:
Mr. Terry Schumaker, Economic Development Director
North Iowa Area Community College
500 College Drive, Mason City, Iowa 50401
Phone: (641) 422-4170 or Fax: (641) 422-4129
Schumter@niacc.edu



Publication of Iowa Workforce Development.
Iowa Workforce Development, Policy and Information Division
1000 East Grand Avenue, Des Moines, Iowa 50319
Phone: (515) 281-8515
www.iowaworkforce.org

An Equal Opportunity Employer
Program auxiliary aids and services are available upon request for individuals with disabilities.

2005 Construction Materials Industry Cluster

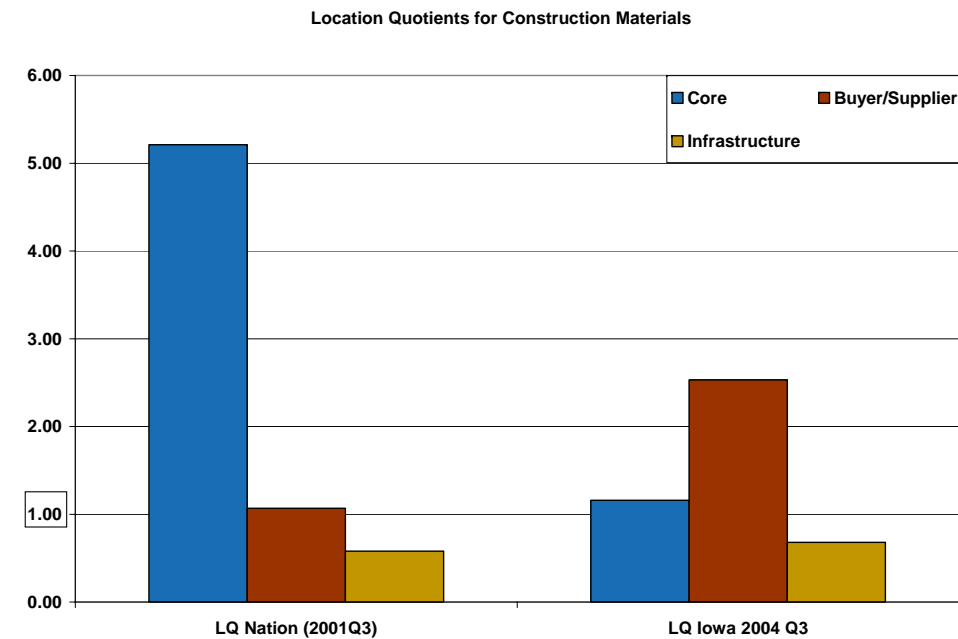


North Central Iowa Region

Construction Materials Industry Cluster

WHAT IS A CONSTRUCTION MATERIALS CLUSTER?

Construction Materials is described as a distinct production process related to material inputs and equipment that transforms materials into new products for use specifically in construction. Industry clusters have three major components. Core industries are those intrinsic to the cluster, buyer/supplier industries are those that directly supply goods and/or services directly to the core, while infrastructure industries provide support such as wholesale trade, business services, and legal services.



CONSTRUCTION MATERIALS COMPETITIVENESS

The chart at left shows a location quotient of 5.21 (in blue) for core industries in Construction Materials for the region, as of 3rd Quarter 2004. This measurement indicates higher employment concentrations in the region compared to the nation. The buyer/supplier and infrastructure industries location quotients of 1.055 and 0.58 respectively, indicates strong support industry presence.

CONSTRUCTION MATERIALS SUPPORT INDUSTRIES

Industries that support the core include purchased steel; alumina and aluminum production; ferrous metal foundries; nonferrous metal foundries; forging and stamping; prefabricated metal buildings and components; ornamental and architectural metal products; power boiler and heat exchanger manufacturing; hardware manufacturing; spring and wire manufacturing; machine shops; metal valve manufacturing; HVAC and commercial refrigeration equipment; metal machinery manufacturing; turbine and power transmission equipment manufacturing; material handling equipment manufacturing; all other general purpose machinery manufacturing; semiconductor and electronic component manufacturing; major appliance manufacturing; electrical equipment manufacturing; wiring device manufacturing.

EDUCATION

North Iowa Area Community College (NIACC), Buena Vista University, Waldorf College, and Iowa State University Extension offer courses that directly or indirectly support this cluster.

Building Trades

Tool and Die Technology

Welding

NORTH CENTRAL IOWA HIGH-GROWTH, HIGH-WAGE OCCUPATIONS IN CONSTRUCTION MATERIALS CLUSTER

Occupational Title	Base Year 2002	Proj. Year 2012	Total Growth	Median Wage	Annual Salary
Welders, Cutters, Solderers, and Brazers	260	310	50	\$13.10	\$27,248
First-Line Supervisors/Managers of Production and Operating Workers	200	240	40	\$19.91	\$41,413
Team Assemblers	1065	1105	40	\$12.54	\$26,083
Cement Masons and Concrete Finishers	85	125	40	\$12.53	\$26,062
Woodworking Machine Setters, Operators, and Tenders, Except Sawing	115	150	35	*	*
Cutting, Punching, and Press Machine Setters, Operators, and Tenders, Metal and Plastic	210	235	25	\$11.19	\$23,275
Purchasing Agents, Except Wholesale, Retail, and Farm Products	80	100	20	\$17.66	\$36,733
Industrial Truck and Tractor Operators	105	125	20	\$12.73	\$26,478
Customer Service Representatives	65	85	20	*	*
General and Operations Managers	55	70	15	\$28.84	\$59,987
Maintenance and Repair Workers, General	85	100	15	\$14.39	\$29,931
Machine Feeders and Offbearers	60	75	15	\$10.80	\$22,464
Painters, Construction and Maintenance	20	35	15	\$8.93	\$18,574
Furniture Finishers	40	55	15	*	*
Industrial Production Managers	40	50	10	\$32.52	\$67,642
Sales Representatives, Wholesale and Manufacturing, Except Technical and Scientific Products	50	60	10	\$19.92	\$41,434
Production, Planning, and Expediting Clerks	40	50	10	\$14.85	\$30,888
Machinists	135	145	10	\$14.38	\$29,910
Shipping, Receiving, and Traffic Clerks	65	75	10	\$12.38	\$25,750
Human Resources Assistants, Except Payroll and Timekeeping	5	15	10	\$11.54	\$24,003

* Insufficient data

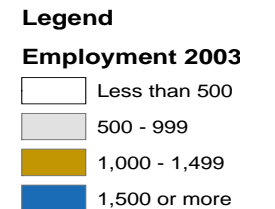
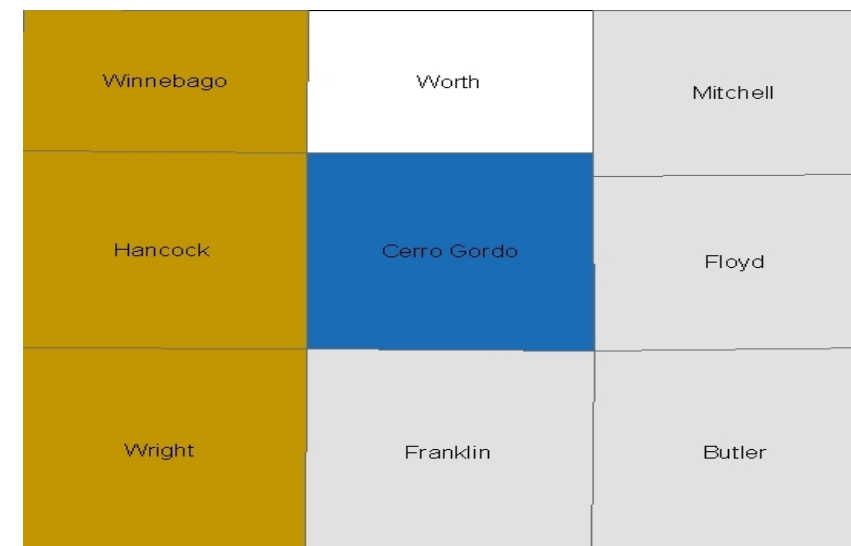
2004 3rd Quarter
Regional Average Annual Wage
\$25,829

Construction Materials Core
Regional Employment
4,597

Construction Materials Core
Regional Average Wage
\$33,124

Construction Materials Support
Industries
Regional Employment
16,045

CONSTRUCTION MATERIALS INDUSTRY CLUSTER EMPLOYMENT 2003 BY COUNTY



Area Shown

