

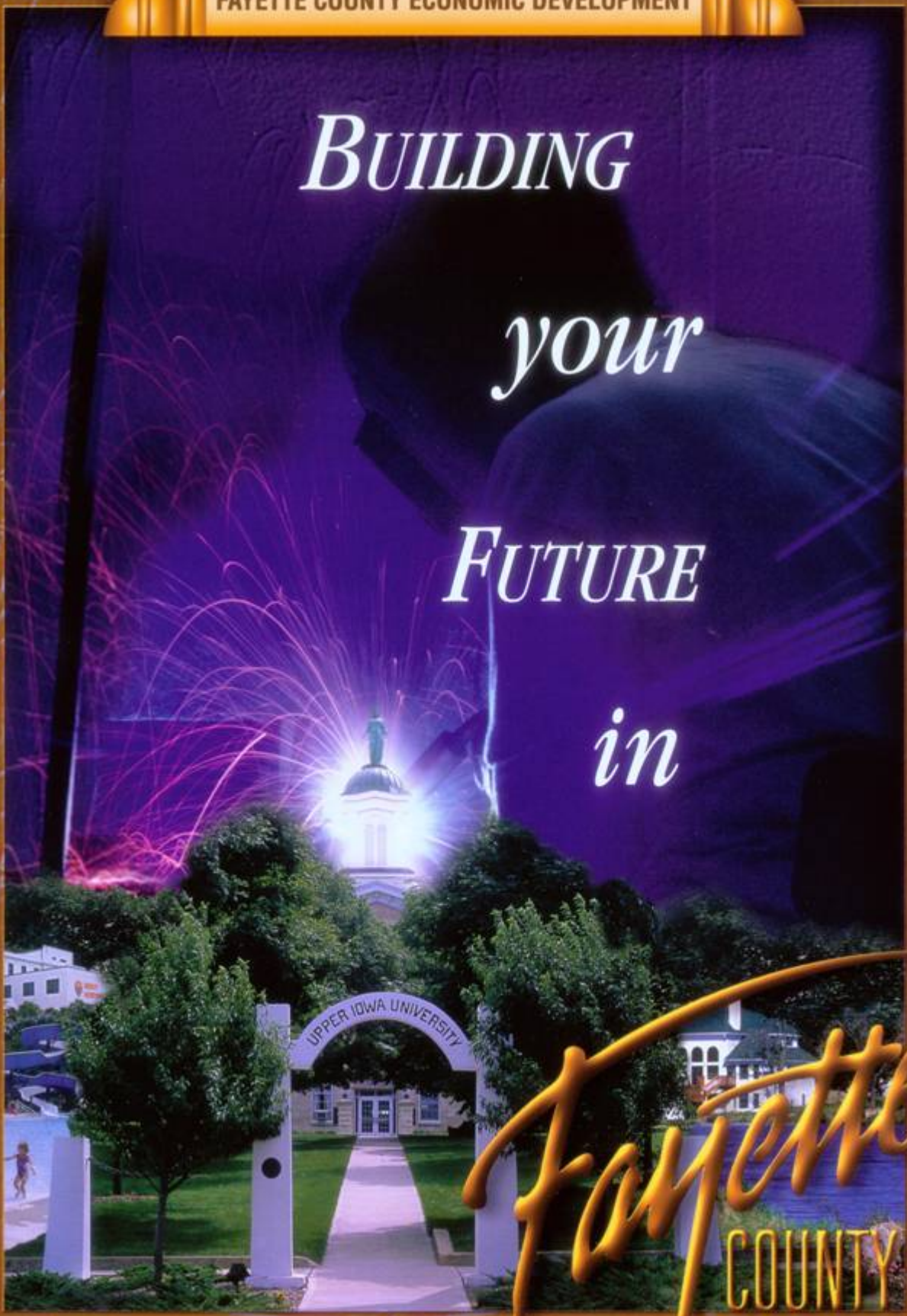
FAYETTE COUNTY ECONOMIC DEVELOPMENT

BUILDING

your

FUTURE

in



Released August 2008

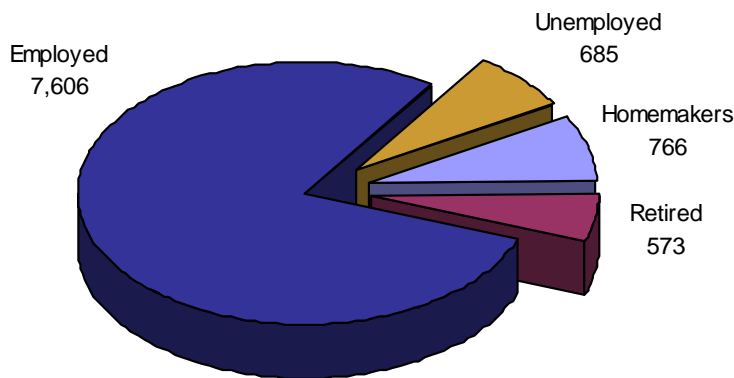
West Union, Iowa

Laborshed Studies

A Laborshed is defined as the area or region from which an employment center draws its commuting workers. To determine the approximate boundaries of the West Union Laborshed area, local employers supplied the ZIP code listings of where each of their employees reside. This Laborshed analysis addresses underemployment, the availability and willingness of current and prospective employees to change employment within the workforce, current and desired occupations, wages, hours worked, and distance willing to commute to work. See *contact information on back*.

Total Potential Labor Force: 48,187 (entire Laborshed Area)

Estimated Number of Individuals Very Likely or Somewhat Likely to Change or Accept Employment (9,630)



Quick Facts:

(Employed - willing to change employment)

- 15.8% are working multiple jobs;
- Currently working an average of 42 hours per week;
- Average age is 43 years old;
- 28.4% currently working within the production, construction, & material handling occupational category followed by 27.4% within the professional, paraprofessional, & technical occupational category;
- Most frequently identified job search sources:
 - Local/Regional newspapers
Cedar Rapids Gazette
Fayette Co. Union - West Union
 - The internet
www.iowaworkforce.org
www.monster.com
 - Networking through friends, family, or acquaintances
 - Local Iowa Workforce Development Centers

Underemployment:

The underemployed are composed of individuals who are working fewer than 35 hours per week but desire more hours; working at wages equal to or less than the national poverty level; and/or who are working in positions that do not meet their skill or education levels or worked for higher wages at previous employment.

- 3.2% Inadequate hours (243 people)
- 3.7% Low income (281 people)
- 2.0% Mismatch of skills (152 people)
- 7.7% Total estimated underemployment (586 people)

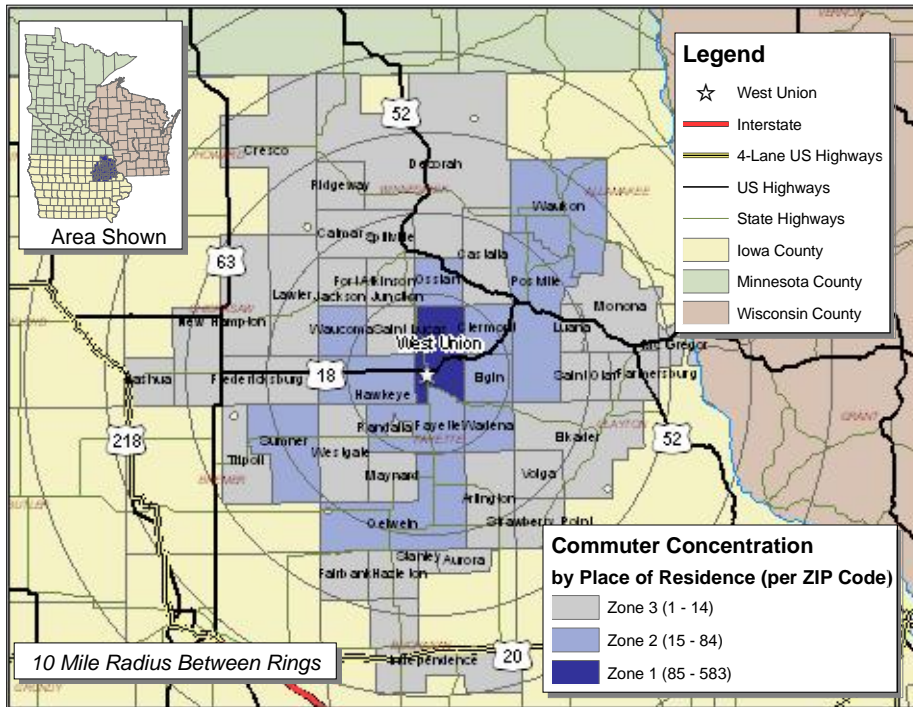
Individuals may be underemployed for more than one reason; but are only counted once for total estimated underemployment.

Industrial Classification of the Employed

Industry	% of Laborshed	# of Employed
Manufacturing	19.7%	8,297
Health Care & Social Services	14.0%	5,896
Wholesale & Retail Trade	11.8%	4,970
Educatin	11.4%	4,801
Agriculture, Forestry, & Mining	8.6%	3,622
Public Administration & Government	7.7%	3,243
Finance, Insurance, & Real Estate	6.0%	2,527
Professional Services	5.7%	2,401
Construction	5.1%	2,148
Personal Services	5.1%	2,148
Transportation, Communication, & Public Utilities	4.6%	1,937
Entertainment & Recreation	0.3%	126

Survey respondents from the West Union Laborshed area were asked to identify the industry in which they are currently working. The largest concentration of workers are employed in the manufacturing industry as shown in the table at left.

West Union Commuting Area



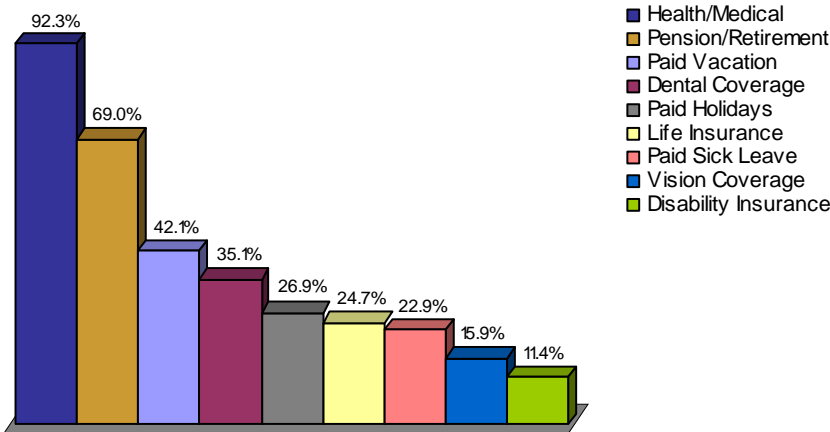
Commuting Statistics

The map at the left represents commuting patterns into West Union with the concentration per ZIP code represented in the legend.

Those who are willing to change employment in the West Union Laborshed area are willing to commute an average of 24 miles one way for employment opportunities.



Benefits Currently Offered



The survey provides the respondents an opportunity to identify employment benefits they currently are offered. The chart at left provides the percentage of responses from those that are currently employed. The top nine benefits are shown.

The majority (67.1%) of respondents are currently sharing the cost of premiums with the employer. However, 24.5 percent of the respondents in the area have employers who pay the entire cost of insurance premiums as a benefit for their employees.

Education and Median Wage Characteristics by Industry

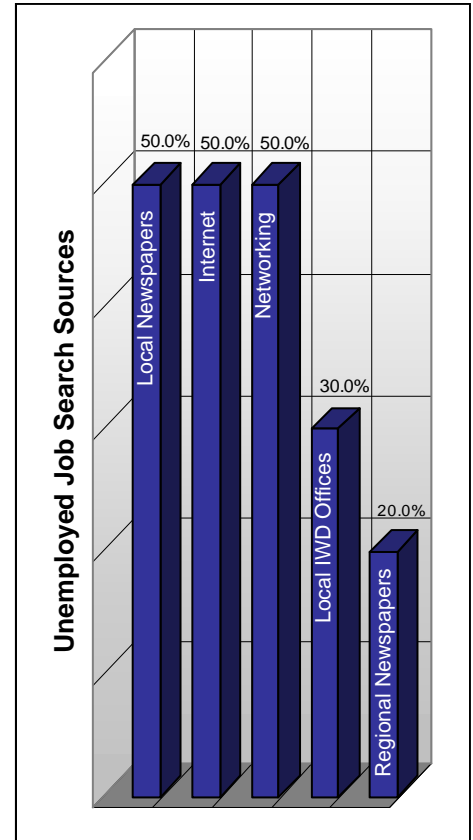
Industry	Education			Median Wages	
	Some Level Beyond High School	Associate Degree	Undergraduate Degree or Higher	Salary Wages (per year)	Non-Salary Wages (per hour)
Agriculture	43.7%	6.3%	25.0%	\$42,500	\$12.00
Construction	33.3%	4.8%	9.5%	*	\$15.75
Manufacturing	47.3%	14.9%	9.5%	\$40,000	\$12.45
Transportation, Communication, & Utilities	71.4%	14.3%	19.2%	\$46,000	\$15.00
Wholesale & Retail Trade	44.7%	17.0%	14.9%	\$35,000	\$8.50
Finance, Insurance, & Real Estate	83.3%	12.5%	45.9%	\$41,000	\$10.38
Health Care & Social Services	74.0%	27.8%	20.4%	\$32,000	\$13.00
Personal Services	58.3%	16.7%	12.5%	*	\$11.75
Entertainment & Recreation	*	*	*	*	*
Professional Services	64.0%	12.0%	32.0%	\$45,500	\$11.00
Public Administration & Government	80.0%	23.3%	40.0%	\$47,000	\$16.00
Education	86.4%	4.5%	68.3%	\$38,500	\$9.30

This table includes all respondents without consideration of employment status or willingness to change/enter employment.

*Insufficient survey data/refused

Unemployed - Those Willing to Enter/Re-enter Employment:

- An estimated 685 unemployed individuals are willing to accept employment;
- Average age is 35 years old;
- 60.0% are male; 40.0% are female;
- Education:
 - 50.0% have an education beyond high school
 - 10.0% have an associate degree
 - 30.0% have an undergraduate degree
- Estimated wage range to attract the upper 66-75% qualified hourly wage applicants is \$12.00 to \$13.00/hr. with a median of the lowest wage of \$11.00/hr.;
- Willing to commute an average of 26 miles one way for the right opportunity;
- 80.0% expressed interest in seasonal and 60.0% in temporary employment opportunities;
- 50.0% are interested in working varied shifts (2nd, 3rd & split);
- Would prefer to enter employment that offers the following benefits:
 - Health/medical insurance
 - Pension/retirement options
- 70.0% of the unemployed are seeking employment offers where the employer/employee share the cost of medical insurance premiums.



For more information regarding the West Union Laborshed Study, contact:

Fayette County Economic Development Commission

101 North Vine Street
PO Box 71
West Union, Iowa 52175-0071
Ph: 563-422-5073
Fax: 563-422-6322
www.fayettedevelopment.com