

NOT CURRENTLY EMPLOYED FACTS

Unemployed, Homemakers, and Retirees

- Those Willing to Enter/Re-enter Employment

Sponsored by:
MidAmerican Energy & Alliant Energy

In Partnership with

Aquila
Glidden Rural Electric Cooperative
Sac County REC


Corn Belt Power Cooperative
Iowa Workforce Development
WIPCO



Members Include:

Audubon County Economic Development Corp.
Crawford County Development Corp.
Midwest Partnership

Carroll Area Development Corp.
Greene County Development Corp.
Sac Economic & Tourism Development



Sac County Laborshed Analysis 2004



For Customized Industry Information Contact:


Sac Economic & Tourism Development
615 W Main Street, Sac City, IA 50583-1701
Phone: 712-662-7383
Fax: 712-662-7399
E-mail: setd@longlines.com
www.sacountyiowa.com

CURRENTLY EMPLOYED FACTS

A Laborshed is defined as the area or region from which an employment center draws its commuting workers. To determine the approximate boundaries of the Sac County Laborshed area, local employers supplied the ZIP code listings of where each of their employees reside. This Laborshed analysis addresses underemployment, the availability and willingness of current and prospective employees to change employment within the workforce, current and desired occupations, wages, hours worked, and distance willing to commute to work.

Employed

Total Potential Labor Force (Employed): 24,025



Employed

- Those Willing to Change Employment

Educational Degrees/Fields of Study/Certifications/Vocational Trades:

Fields of Study	% of Laborshed
Business & Public Administration/Marketing/Support	30.2%
Education	18.9%
Healthcare/Medical Studies	13.2%
Vocational Trade	9.4%
General Studies/Liberal Arts	9.4%
Computer Application/Technology	5.7%
Social Sciences	5.7%
Math/Science	5.7%
Engineering/Architecture	1.9%

Median Wages and Salary:

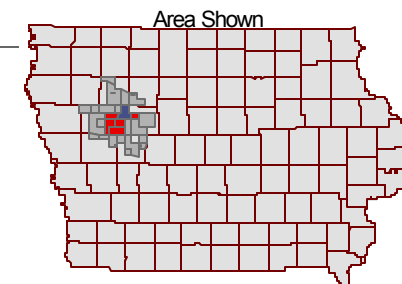
Industry	Median Wage and Salary	
	Non Salary (per hour)	Salary (per year)
Agriculture	\$ 10.71	\$ 42,000.00
Construction	\$ 13.00	\$ 40,000.00
Manufacturing	\$ 11.30	\$ 28,000.00
Transportation, Communication, and Utilities	\$ 12.50	*
Wholesale & Retail Trade	\$ 7.00	\$ 32,500.00
Professional Svcs, Finance, Insurance & Real Estate	\$ 9.25	\$ 42,000.00
Health Care & Social Services	\$ 9.60	\$ 48,500.00
Personal, Entertainment & Recreational Services	\$ 8.75	*
Public Administration & Government	*	\$ 35,500.00
Education	\$ 7.75	\$ 32,500.00

* Insufficient survey data

Out-commuters: (272 Potential Available Labor)

Out-commuters are defined as people who are employed, live in Zone 1, and commute to other communities for employment.

- ? 30.4% (83 people) of those commuting out of Zone 1 for employment are willing to change employment;
- ? Willing to commute an average of 33 miles one way for employment opportunities;
- ? Current median salary is \$36,000/yr, or median hourly wage is \$12.01/hr;
- ? Primarily employed in production, clerical, service, and professional occupations;
- ? Average age is 48 years old;
- ? 60.9% have education/training beyond high school; 13.0% have an associate degree, 17.3% have undergraduate degree, and 13.0% have a postgraduate/professional degree.



Commuting:

Those who are willing to change employment in the Sac County Laborshed area are willing to commute great distances for the right employment opportunity.

- ? Zone 1 residents are willing to commute an average of 25 miles one way;
- ? Zone 2 residents are willing to commute an average of 26 miles one way;
- ? Zone 3 residents are willing to travel an average of 31 miles one way.

Employee Concentration by Place of Residence

- Low (Zone 3)
- Moderate (Zone 2)
- High (Zone 1)

Legend

- Interstate Highway
- US Highway
- State Highways
- Sac City
- Iowa Counties
- Nebraska Counties

Employed

- Those Willing to Change Employment Continued...

Industrial Classification

Industry	% within Laborshed
Manufacturing	17.0%
Retail Trade	15.9%
Health Care/Social Services	11.4%
Professional Services	10.2%
Education	9.1%
Finance, Insurance, Real Estate	8.0%
Transportation, Communications, Public Utilities	5.7%
Public Administration, Government	4.5%
Construction	4.5%
Agriculture/Forestry/Mining	3.4%
Personal Services	2.3%
Entertainment & Recreation	1.1%
Wholesale Trade	1.1%

Underemployed:

The underemployed are comprised of individuals who are underemployed due to inadequate hours (those working less than 35 hours/week but desiring more hours), low income (those working at wages equal to or less than the national poverty level), and/or mismatch of skills (those who are working in positions that do not meet their skill or education levels or worked for higher wages at a previous employment). Individuals may be underemployed for more than one reason; but are only counted once.

- ? 3.6 percent (approximately 107 people) are underemployed due to inadequate hours;
- ? 6.7 percent (approximately 199 people) are underemployed due to a mismatch of skills;
- ? 1.5 percent (approximately 44 people) are underemployed due to low income;
- ? Total estimated underemployment for the Sac County Laborshed area is 10.0 percent.