

# NOT EMPLOYED

## *Unemployed, Homemakers, and Retirees*

*- Those Willing to Enter/Re-enter Employment*

### Unemployed:

- ▶ An estimated 377, of those identified as unemployed respondents, are willing to accept/enter employment;
- ▶ Average age is 42 years old;
- ▶ 76.5% became unemployed within the last year;
- ▶ 73.3% held full-time positions in their previous employment;
- ▶ 40.0% would be willing to consider a variety of work schedules (combinations of 2nd, 3rd or split shifts)
- ▶ 64.3% expressed interest in seasonal opportunities, and 56.3% in temporary opportunities;
- ▶ 41.2% have post high school education, 10.0% and 17.6% have an undergraduate degree;
- ▶ Estimated hourly wage range to attract 66-75% of the most qualified applicants is \$10.00 to \$11.00/hr.;
- ▶ Job search techniques (when actively seeking employment);
  - ▶ 50.0% local Iowa Workforce Development Centers
  - ▶ 50.0% local newspapers: the Democrat/Reporter-Emmetsburg & Estherville Daily News/Spirit
  - ▶ 42.9% the Internet: [www.iowaworkforce.org](http://www.iowaworkforce.org) & other basic internet sites
  - ▶ 28.6% networking through family, friends or acquaintances
  - ▶ 21.4% regional newspapers: Daily Reporter-Spencer, the Messenger-Fort Dodge, and the Des Moines Register
- ▶ Willing to commute an average of 26 miles one way for the right opportunity;
- ▶ The unemployed are seeking the following benefits in an employment offer:
  - ▶ 92.9% health/medical insurance
  - ▶ 35.7% dental coverage
  - ▶ 35.7% paid sick leave
  - ▶ Paid vacation, prescription drug coverage, vision coverage, pension/retirement, paid holidays and tuition assistance were also mentioned as influencing benefits.

### Homemakers and Retirees:

- ▶ For additional details on the Homemakers and Retirees, contact the Palo Alto County developers.

#### For Customized Industry Information Contact:

Phone: (712) 852-2262

E-mail: [commdevl@ncn.net](mailto:commdevl@ncn.net).



This information is compiled by Community Workforce Research & Development  
Iowa Workforce Development (IWD),  
430 E. Grand Avenue, Des Moines, Iowa 50309-1920, (515) 281-4896.  
[www.iowaworkforce.org](http://www.iowaworkforce.org)



# 2004

# Laborshed Analysis Palo Alto County

# Executive Summary




# CURRENTLY EMPLOYED FACTS

## What Is a Laborshed?

A Laborshed is defined as the area or region from which an employment center draws its commuting workers. To determine the approximate boundaries of the Palo Alto County Laborshed area, local employers supplied the ZIP code listings of where each of their employees reside. This Laborshed analysis addresses underemployment, the availability and willingness of current and prospective employees to change employment within the workforce, current and desired occupations, wages, hours worked, and distance willing to commute to work.

### Total Potential Employed Labor Force: 25,552



Industry	Median Wage and Salary	
	Non Salary (per hour)	Salary (per year)
Agriculture	\$	\$ 35,000.00
Construction	\$ 10.70	*
Manufacturing	\$ 11.10	\$ 35,000.00
Transportation, Communication, and Utilities	10.00	*
Wholesale & Retail Trade	\$ 12.28	*
Professional Svcs, Finance, Insurance & Real Estate	\$	\$ 25,000.00
Health Care & Social Services	\$ 10.88	*
Personal, Entertainment & Recreational Services	\$ 10.75	*
Public Administration & Government	\$ 7.28	*
Education	\$ 15.00	\$ 30,000.00

\* Insufficient survey data

- ▶ 70.6% are full-time, 14.7% part-time, 12.1% self-employed, and 2.7% seasonal/temporary;
- ▶ 22.2% are employed in professional/technical occupations followed by 21.4% in production/construction occupations;
- ▶ 64.5% have some level of education beyond high school, 21.9% have an undergraduate degree, and 7.2% have a post graduate degree;
- ▶ Average age is 44 years old;
- ▶ Currently commuting an average of 9 miles one way for employment.

## Employed

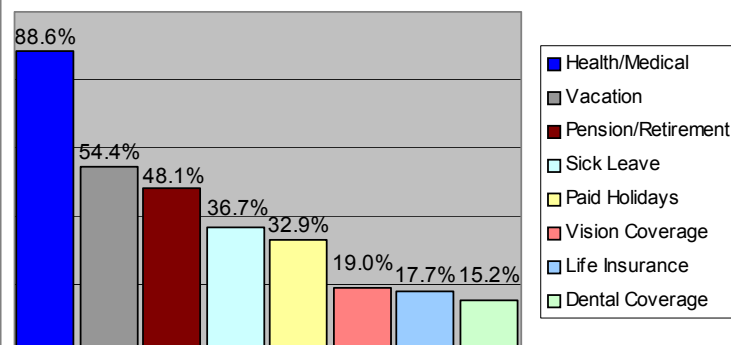
- Those Willing to Change Employment

### Industrial Classification

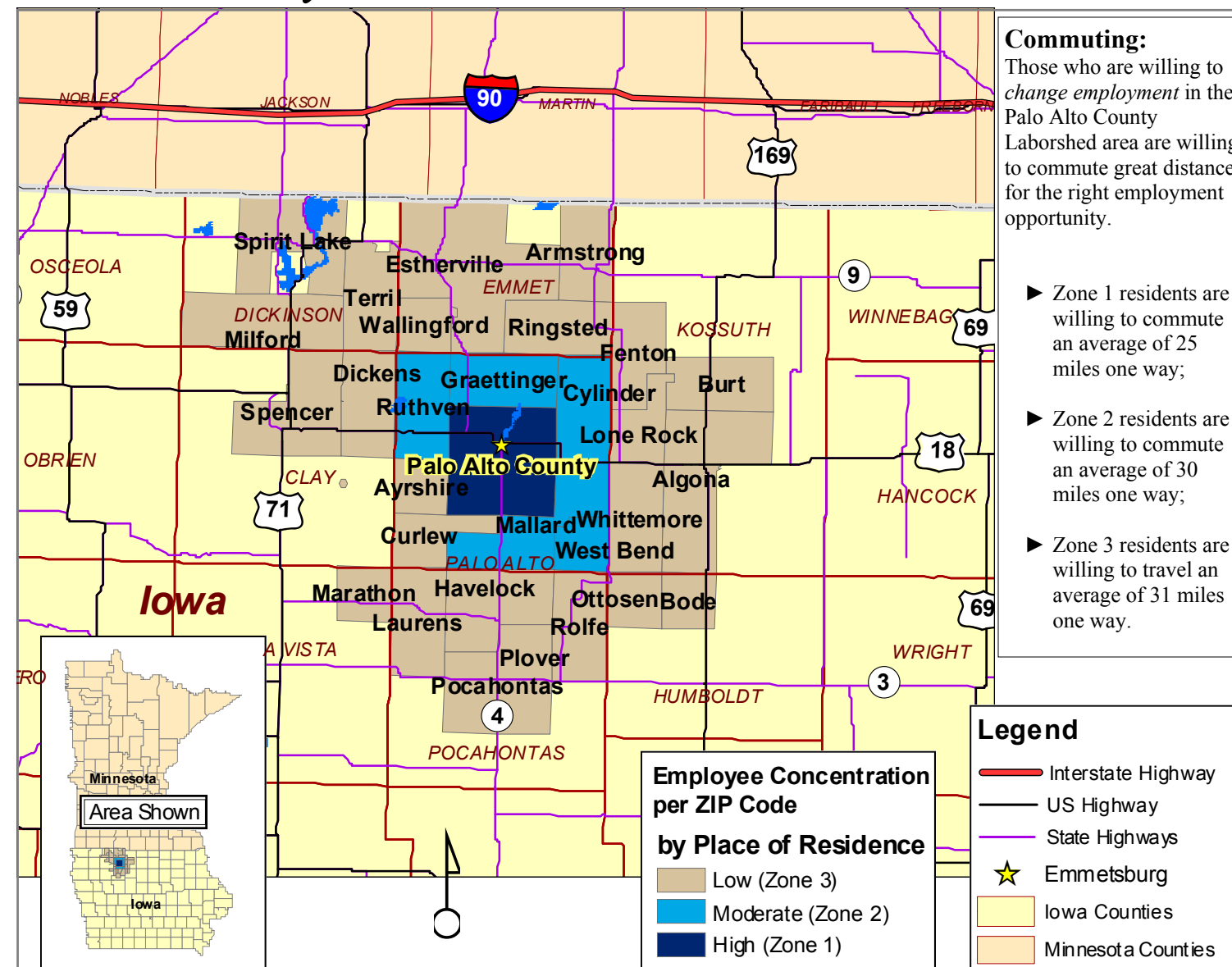
Industry	% within Laborshed
Manufacturing	19.1%
Retail Trade	14.9%
Education	13.8%
Agriculture/Forestry/Mining	12.8%
Health Care/Social Services	9.6%
Transportation, Communications, Public Utilities	7.4%
Finance, Insurance, Real Estate	5.3%
Entertainment and Recreation	3.2%
Professional Services	2.1%
Construction	2.1%
Personal Services	2.1%
Public Administration, Government	2.1%
Wholesale Trade	1.1%

- ▶ Estimated number of individuals very likely or somewhat likely to change employment: 2,600
- ▶ Average age 41 years old;
- ▶ 22.3% expressed an interest in working a variety of work schedules (i.e. combinations of 2nd, 3rd or split shifts);
- ▶ Job search techniques used when seeking employment opportunities:
  - ▶ Local newspapers: Democrat/Reporter-Emmetsburg, and Estherville Daily News/Spirit
  - ▶ Internet sites: www.iowaworkforce.org and www.monster.com
  - ▶ Local Iowa Workforce Development Centers
  - ▶ Regional newspapers: the Des Moines Register and the Messenger - Fort Dodge.

### Benefits Influencing Change of Employment:



## Palo Alto County Laborshed Area



**Commuting:**  
Those who are willing to change employment in the Palo Alto County Laborshed area are willing to commute great distances for the right employment opportunity.

- ▶ Zone 1 residents are willing to commute an average of 25 miles one way;
- ▶ Zone 2 residents are willing to commute an average of 30 miles one way;
- ▶ Zone 3 residents are willing to travel an average of 31 miles one way.

**Legend**

- Interstate Highway
- US Highway
- State Highways
- ★ Emmetsburg
- Iowa Counties
- Minnesota Counties

**Employee Concentration per ZIP Code by Place of Residence**

- Low (Zone 3)
- Moderate (Zone 2)
- High (Zone 1)

## Employed - Those Willing to Change Employment Continued...

**Out-commuters: (454 Potential Available Labor)**  
Out-commuters are defined as people who are employed, live in Emmetsburg, and commute to other communities for employment.

- ▶ An estimated 247 people of those commuting out of Emmetsburg for employment are willing to change for the "right opportunity";
- ▶ Out-commuters are currently commuting an average of 20 miles one way for employment;
- ▶ Current median wage is \$10.75/hr or \$35,000/yr;
- ▶ Primarily employed in professional or clerical occupations;
- ▶ 86.3% have education/training beyond high school, 22.7% have associate degree, 13.6% have undergraduate degree, and 9.1% have postgraduate degree.

**Underemployed:**  
The underemployed are comprised of individuals who are underemployed due to inadequate hours (those working less than 35 hours/week but desiring more hours), low income (those working at wages equal to or less than the national poverty level), and/or mismatch of skills (those who are working in positions that do not meet their skill or education levels or worked for higher wages at a previous employment). Individuals may be underemployed for more than one reason; but are only counted once.

- ▶ 3.9 percent (approximately 101 people) are underemployed due to inadequate hours;
- ▶ 7.0 percent (approximately 182 people) are underemployed due to a mismatch of skills;
- ▶ 2.1 percent (approximately 55 people) are underemployed due to low income;
- ▶ Total estimated underemployment for the Palo Alto County Laborshed area is 11.2 percent.