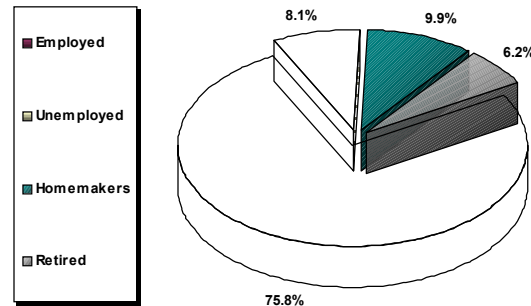


All of the information reported on this brochure reflects answers collected from either survey respondents or population estimates, ages 18-64, living in the Laborshed. For additional labor market information, visit the Iowa Workforce Development Web site at: WWW.IOWAWORKFORCE.ORG



EAGLE GROVE

NOT CURRENTLY EMPLOYED

Includes those in the Eagle Grove area who stated that they are Unemployed, Homemakers or Retired Persons who are willing to re-enter the workforce;

UNEMPLOYED:

- ⇒ An estimated 581 unemployed are willing to accept employment;
- ⇒ 69.6 percent are female;
- ⇒ Median age is 37 years, 39.1 percent of the unemployed are age 18 to 34 years;
- ⇒ 60.8 percent desire full-time hours;
- ⇒ Willing to commute an average of 24 miles one way;
- ⇒ Have an estimated wage threshold of \$9.75 - \$10.25 per hour;
- ⇒ 60.9 percent have post high school education, 17.3 percent have an undergraduate degree;
- ⇒ Have experience in maintenance, production, clerical, service and sales occupations;
- ⇒ Sources for seeking employment include: local newspapers, Iowa Workforce Development Centers, networking, the Internet and regional newspapers;
- ⇒ Reasons and obstacles for being/remaining unemployed include: health and family related issues.

HOMEMAKERS:

- ⇒ An estimated 467 homemakers are willing to accept employment;
- ⇒ Have prior work experience in production/maintenance and clerical occupations;
- ⇒ 35.0 percent have education/training beyond high school;
- ⇒ Median age is 45 years;
- ⇒ Willing to commute an average of 23 miles one way for employment;
- ⇒ Have an estimated wage threshold of \$7.90 - \$8.00 per hour;
- ⇒ Very interested in cross training, job sharing, job teams and working part-time;
- ⇒ Looking for employment opportunities by utilizing the local newspaper, regional newspaper, networking and Iowa Workforce Development;
- ⇒ Benefits that would influence decision to enter workforce include: health, pension, life insurance, dental, vision and disability insurance.

RETIRED PERSONS (18-64 YEARS OF AGE):

- ⇒ An estimated 155 retired people are willing to accept employment;
- ⇒ Willing to commute an average of 10 miles one way;
- ⇒ Have an estimated wage threshold of \$7.50 - \$8.50 per hour;
- ⇒ Highly educated pool of available labor! 20.0 possess a graduate/professional degree;
- ⇒ Looking for part-time and seasonal employment opportunities;
- ⇒ Primary sources for seeking employment is local newspapers, networking, and Iowa Workforce Development.



LABORSHED SURVEY & ANALYSIS 2002

Sponsored in partnership with:

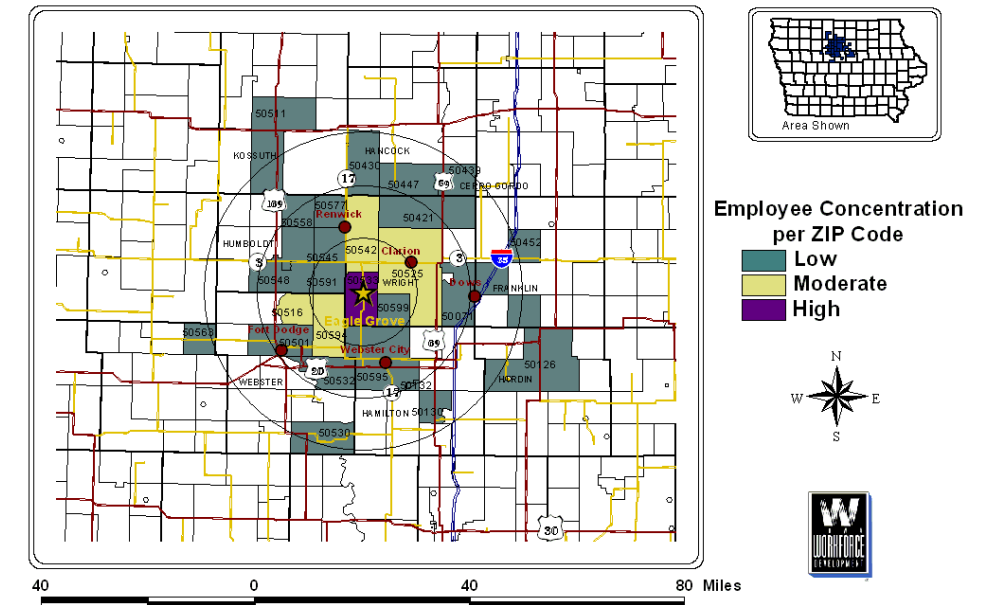


This information is compiled by the Workforce Research Bureau of Iowa Workforce Development (IWD), 1000 E. Grand Avenue, Des Moines, Iowa 50319-0209, (515) 281-4896.

WHAT IS A LABORSHED?

A Laborshed is defined as the area or region from which an employment center draws its commuting workers. To determine the approximate boundaries of the Eagle Grove Laborshed area, local employers supplied the ZIP code listings of where each of their employees reside. This Laborshed addresses underemployment, the availability and willingness of current and prospective employees to change employment within the workforce, current and desired occupations, wages, hours worked and distance willing to commute to work.

Survey Zones by ZIP Code Eagle Grove



LABORSHED POTENTIAL LABORFORCE

ESTIMATED NUMBER OF INDIVIDUALS
VERY OR SOMEWHAT LIKELY TO CHANGE
OR ACCEPT EMPLOYMENT

Employed	2,175
Unemployed	581
Homemakers	467
Retirees	155
Total	3,378

Wage Thresholds:

Wages can be a deciding factor in order for some to consider changing or entering into employment.

Are your wages competitive? The wage threshold reflects the estimated wages required to attract 66%-75% of the potential applicants who are likely to change or accept employment.

Industry	Wage Threshold
Agriculture	\$10.00 - \$11.50/hr
Construction	\$14.82 - \$15.00/hr
Manufacturing	\$14.83 - \$15.00/hr
Transportation, Communication, Public Utilities	\$8.75 - \$9.00/hr
Wholesale & Retail Trade	\$6.85 - \$7.00/hr
Finance, Insurance, Real Estate & Professional Services	\$9.97 - \$10.00/hr
Health Care/Social Services	\$11.95 - \$13.00/hr
Personal, Entertainment & Recreational Services	\$9.95 - \$10.05/hr
Public Administration, Government	\$18.92 - \$19.00/hr

Highlights:

Who's in the Eagle Grove area?

- ⇒ Trained and educated (65.4% education/training beyond high school) employed workforce;
- ⇒ College educated (17.4% have obtained college education);
- ⇒ Employed are multi-task oriented and are open to various different routines ranging from frequently changing to set tasks;
- ⇒ The employed are interested in cross-training and job team work environments;
- ⇒ There is some interest (8.1%) amongst the employed, willing to change, working a variety of work schedules (combinations of 2nd, 3rd, or split shifts).

Commuting:

The employed willing to change employment residents of the Eagle Grove area are willing to commute great distances for the right employment opportunity.

- ⇒ Zone 1 residents are willing to commute an average of 30 miles one way;
- ⇒ Zone 2 residents are willing to commute an average of 24 miles one way;
- ⇒ Zone 3 residents are willing to travel an average of 23 miles one way;

Overall, half of the employed are willing to commute more than 20 miles one way.

Out-commuters:

Several residents who live in Eagle Grove, commute outside of Eagle Grove for employment (32.6%). This group is currently commuting to Fort Dodge, Webster City, Belmond, Humboldt and Iowa Falls for employment. They are taking with them skills in the areas of production operations, clerical, maintenance, and education. Additional characteristics out-commuters in the Eagle Grove area have:

- ⇒ Nearly one-third (36.3%) of those commuting out of Eagle Grove for employment are willing to change;
- ⇒ Education levels: 44.7% have education/technical training beyond high school, 6.8% have a college degree;
- ⇒ Wage thresholds: \$11.75 to \$12.00 per hour;
- ⇒ Out-commuters are willing to travel an average of 22 miles one way.

The out-commuters of Eagle Grove, represent a skilled group of available labor who are willing to commute for the right opportunity.

Underemployed:

This group of available labor in the Eagle Grove area is comprised of those individuals who are underemployed due to inadequate hours (those working less than 35 hours/week but desiring more hours), low income (those working at wages equal to or less than the national poverty level), and mismatch of skills (those who are working in positions that do not meet their skill or education levels or worked for higher wages at a previous employment). Double counting has been eliminated. Therefore, individuals may be underemployed for more than one reason, however they are only counted once.

- ⇒ 1.7 percent (approximately 37 people) are underemployed due to inadequate hours;
- ⇒ 5.9 percent (approximately 128 people) are underemployed due to a mismatch of skills;
- ⇒ 1.5 percent (approximately 33 people) are underemployed due to low income;
- ⇒ Wage threshold is \$9.00 to \$9.75 per hour;
- ⇒ 60.0% have education/training beyond high school, with 25.0% having obtained an undergraduate degree;
- ⇒ Willing to commute 28 miles one way.

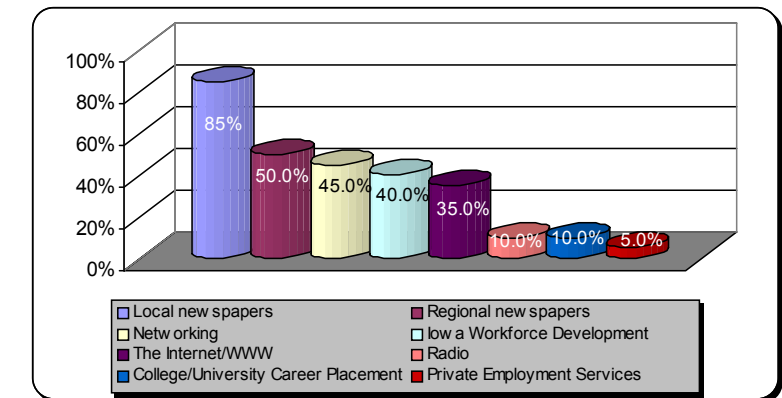
The underemployed in the Eagle Grove area represent an underutilized segment of the workforce population that tend to be higher educated and possess a greater desire to change

For more information regarding the Eagle Grove Area Laborshed Study contact:

Eagle Grove Community Development Corporation
Box 2, Eagle Grove, IA 50533, T: (515) 448-4821
E-mail: egchambr@goldfieldaccess.net
Web: www.eaglegrove.com

Job search sources:

The employed willing to change employment are utilizing the following sources when seeking new employment opportunities.



Educational Degrees/Fields of Study/Certifications/Vocational Trades:

Field of Study	% of Laborshed willing to change/accept employment
Education	16.4%
Business Administration & Administrative Support (A.A.)	24.7%
Liberal Arts/General	20.5%
Medical	12.3%
Trade	6.8%
Business & Public Administration, Marketing (Bachelors)	24.7%
Social Sciences	5.5%
Computer Applications	1.4%
Science/Math	2.7%
Agriculture	6.8%