

LABORSHED ANALYSIS



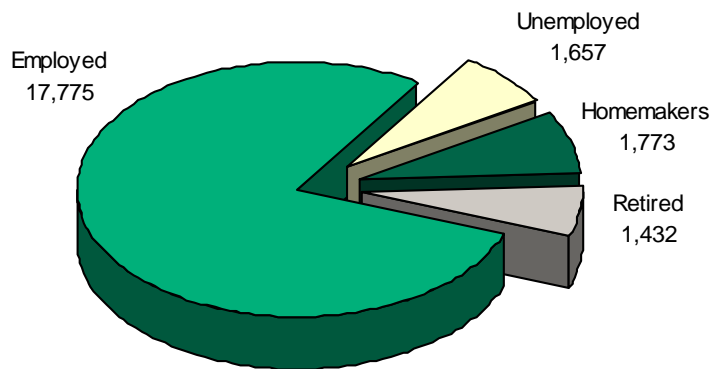
A Study of Workforce Characteristics
Released April 2008

Laborshed Studies

A Laborshed is defined as the area or region from which an employment center draws its commuting workers. To determine the approximate boundaries of the Buchanan County Laborshed area, local employers supplied the ZIP code listings of where each of their employees reside. This Laborshed analysis addresses underemployment, the availability and willingness of current and prospective employees to change employment within the workforce, current and desired occupations, wages, hours worked, and distance willing to commute to work. *See contact information on back.*

Total Potential Labor Force: 171,105 (entire Laborshed Area)

Estimated Number of Individuals Very Likely or Somewhat Likely to Change or Accept Employment (22,637)



Quick Facts:

(Employed - willing to change employment)

- 6.8% are working multiple jobs;
- Currently working an average of 40 hours per week;
- Average age is 45 years old;
- 29.2% currently working in professional, paraprofessional, or technical occupations followed by 25.8% in production, construction, or material handling occupations;
- Most frequently identified job search sources:
 - Local/Regional newspapers
 - Internet
 - www.iowaworkforce.org
 - www.monster.com
 - Networking through friends, family, or acquaintances
 - Local Iowa Workforce Development Centers

Underemployment

The underemployed are composed of individuals who are working fewer than 35 hours per week but desire more hours; working at wages equal to or less than the national poverty level; and/or who are working in positions that do not meet their skill or education levels or worked for higher wages at previous employment.

- 1.5% Inadequate hours (267 people)
- 1.2% Low income (213 people)
- 2.5% Mismatch of skills (444 people)
- 4.7% Total estimated underemployment (835 people)

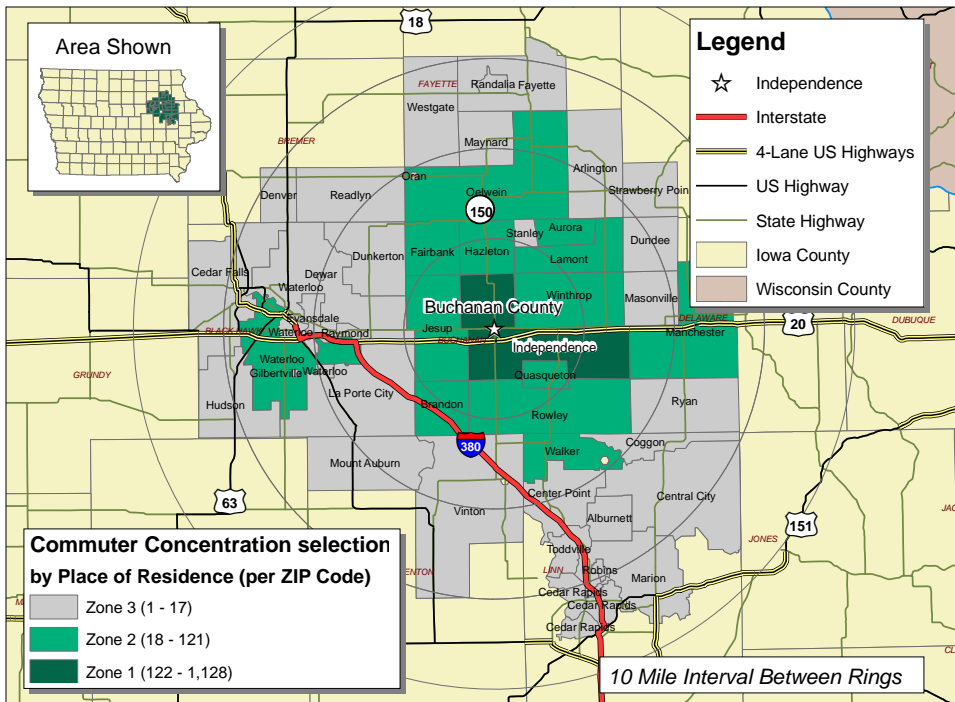
Individuals may be underemployed for more than one reason; but are only counted once for total estimated underemployment.

Industrial Classification of the Employed

Industry	% of Laborshed	# of Employed
Manufacturing	18.0%	26,764
Health Care & Social Services	13.7%	20,371
Wholesale & Retail Trade	12.3%	18,289
Education	11.7%	17,397
Transportation, Communications, & Public Utilities	8.9%	13,233
Finance, Insurance, & Real Estate	7.4%	11,003
Professional Services	6.9%	10,260
Government & Public Administration	6.9%	10,260
Construction	5.7%	8,475
Personal Services	4.0%	5,948
Agriculture, Forestry, & Mining	3.4%	5,055
Entertainment & Recreation	0.6%	892

Survey respondents from the Buchanan County Laborshed area were asked to identify the industry in which they are currently working. The largest concentration of workers are employed in the manufacturing industry as shown in the table at left.

Buchanan County Commuting area



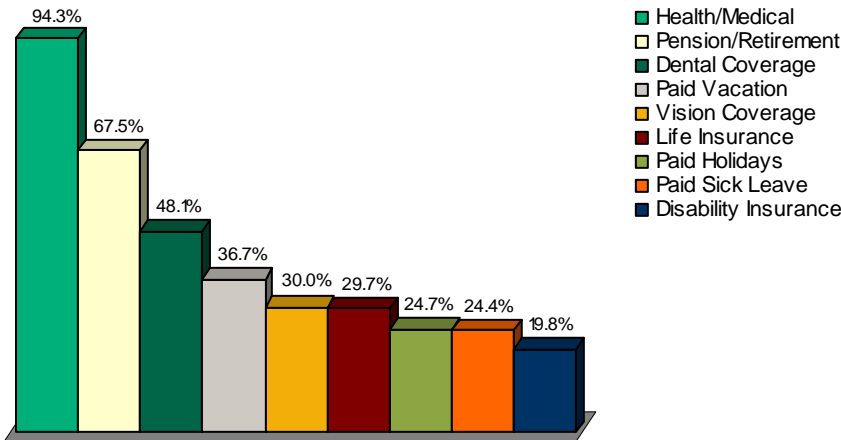
Commuting Statistics

The map at the left represents commuting patterns into Buchanan County with the concentration per ZIP code represented in the legend.

Those who are willing to change employment in the Buchanan County Laborshed area are willing to commute an average of 25 miles one way for employment opportunities.



Benefits Currently Offered



The survey provides the respondents an opportunity to identify employment benefits they currently are offered. The chart at left provides the percentage of responses from those that are currently employed. The top nine benefits are shown.

The majority (70.2%) of respondents are currently sharing the cost of premiums with the employer. However, 21.8 percent of the respondents in the area have employers who pay the entire cost of insurance premiums as a benefit for their employees.

Education and Median Wage Characteristics by Industry

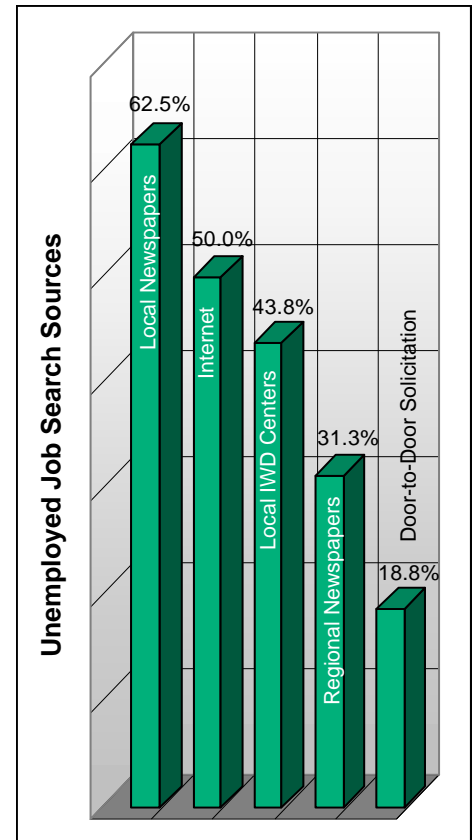
Industry	Education			Median Wages	
	Some Level Beyond High School	Associate Degree	Undergraduate Degree or Higher	Salary Wages (per year)	Non-Salary Wages (per hour)
Agriculture	46.7%	6.7%	6.7%	*	\$12.10
Construction	40.9%	13.6%	9.1%	*	\$17.00
Manufacturing	52.1%	11.3%	18.3%	\$57,000	\$14.60
Transportation, Communication, & Utilities	69.7%	12.1%	24.3%	\$36,350	\$15.06
Wholesale & Retail Trade	46.3%	13.0%	9.3%	\$44,000	\$9.00
Finance, Insurance, & Real Estate	74.1%	18.5%	44.4%	\$63,000	\$14.00
Health Care & Social Services	75.9%	24.1%	29.3%	\$50,000	\$14.00
Personal Services	64.7%	*	41.2%	\$40,000	*
Entertainment & Recreation	*	*	*	*	*
Professional Services	72.4%	10.3%	30.9%	\$65,000	\$12.50
Public Administration & Government	73.1%	19.2%	34.6%	\$69,000	\$17.00
Education	82.2%	6.7%	60.0%	\$32,000	\$11.13

This table includes all respondents without consideration of employment status or willingness to change/enter employment.

*Insufficient survey data/refused

Unemployed - Those Willing to Enter/Re-enter Employment:

- An estimated 1,657 unemployed individuals are willing to accept employment;
- Average age is 45 years old;
- Education:
 - 58.8% have an education beyond high school
 - 11.8% have an associate degree
 - 11.8% have completed vocational training
 - 25.3% have an undergraduate degree
- Estimated wage range to attract the upper 66-75% qualified hourly wage applicants is \$9.77 to \$12.88/hr. with a median of the lowest wage of \$7.25/hr.;
- Willing to commute an average of 21 miles one way for the right opportunity;
- 35.3% expressed interest in seasonal and 35.3% in temporary employment opportunities;
- 41.2% are interested in working varied shifts (2nd, 3rd & split);
- Would prefer to enter employment that offers the following benefits:
 - Health/medical insurance
 - Dental coverage
 - Paid vacation
 - Pension/retirement options
 - Vision coverage
 - Disability insurance
 - Prescription drug coverage
 - Life insurance
- 76.5% of the unemployed are seeking employment offers where the employer/employee share the cost of medical insurance premiums.



Sponsored in Partnership with



For more information regarding the Buchanan County Laborshed Study, contact:

Buchanan County Economic Development Commission
P.O. Box 109
Independence, Iowa 50644
Phone: 319-334-7497
Fax: 319-334-4234
Email: director@growbuchanan.com
www.growbuchanan.com/



This information is analyzed and compiled by the
Iowa Workforce Development
Research & Strategic Initiatives Unit
1000 E. Grand Avenue, Des Moines, Iowa 50319
(515) 281-4896
www.iowaworkforce.org