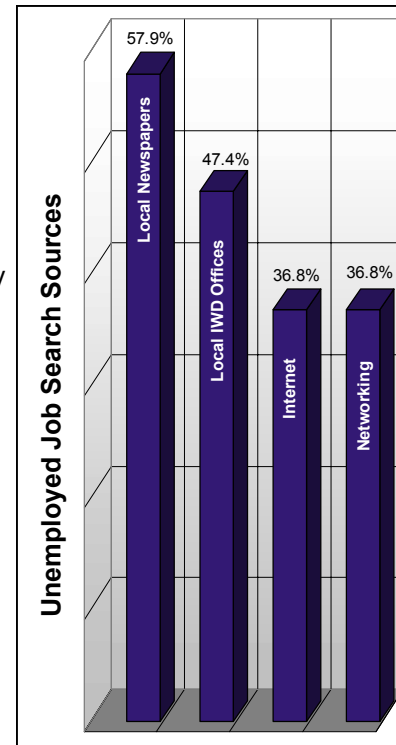


Unemployed - Those Willing to Enter/Re-enter Employment:

- An estimated 462 unemployed individuals are willing to accept employment;
- Average age is 40 years old;
- Education:
 - 63.2% have some post high school education
 - 21.1% have an associate degree
 - 15.8% have completed vocational training
 - 15.8% have an undergraduate degree
- Estimated wage range to attract the upper 66-75% of the most qualified hourly wage applicants is \$8.61 to \$9.75/hr. with a median wage of \$7.50/hr.;
- Willing to commute an average of 26 miles one way for the right opportunity;
- 47.4% expressed interest in seasonal and 52.6% in temporary employment opportunities;
- 47.4% are interested in working varied shifts (2nd, 3rd & split);
- Would prefer to enter employment that offers the following benefits:
 - Health/medical insurance
 - Paid vacation
 - Paid sick leave
 - Dental coverage
 - Pension/retirement options
 - Paid holidays
- 66.7% of the unemployed are seeking employment offers where the employer/employee share the cost of medical insurance premiums.



2005 Buchanan County Laborshed Analysis

Sponsored in Partnership with



Contact Information

Buchanan County Economic Development Commission
 PO Box 109
 Independence, Iowa 50644
 Phone (319) 334-7497
 Fax (319) 334-5982
www.buchanancounty.com



This information is analyzed and compiled by the
 Iowa Workforce Development
 Community Workforce Research & Development Unit
 430 E. Grand Avenue, Des Moines, Iowa 50309
 (515) 281-4896
www.iowaworkforce.org



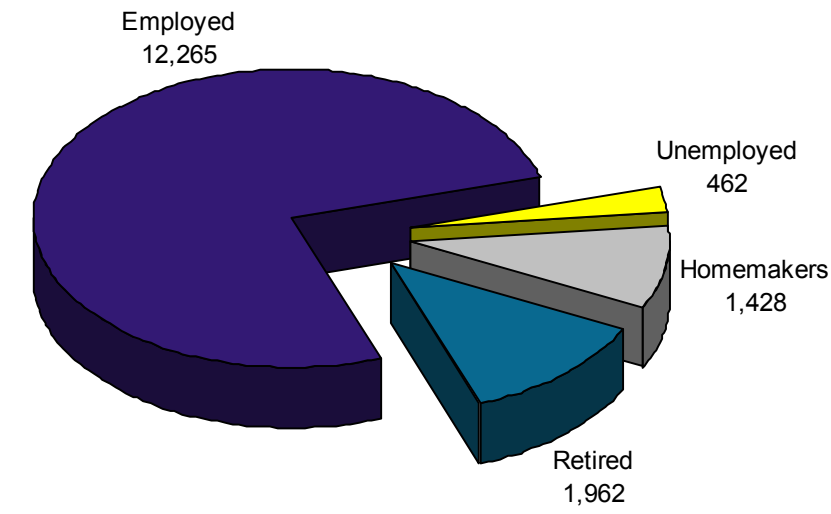
LABOR AVAILABILITY FACTS

What is a Laborshed?

A Laborshed is defined as the area or region from which an employment center draws its commuting workers. To determine the approximate boundaries of the Buchanan County Laborshed area, local employers supplied the ZIP code listings of where each of their employees reside. This Laborshed analysis addresses underemployment, the availability and willingness of current and prospective employees to change employment within the workforce, current and desired occupations, wages, hours worked, and distance willing to commute to work. *See contact information on back.*

Total Potential Labor Force: 168,134 (entire Laborshed Area)

Estimated Number of Individuals Very Likely or Somewhat Likely to Change or Accept Employment (16,117)



Quick Facts: (Employed - willing to change employment)

- 12.6% are working multiple jobs;
- Currently working an average of 40 hours per week;
- Average age is 42 years old;
- 26.6% are currently working in production, construction, or material handling occupations, followed by 24.1% in professional, paraprofessional, or technical occupations;
- Most frequently identified job search sources:
 - Internet
 - Local newspapers
 - Networking through friends, family, or acquaintances;
 - Regional newspapers
 - Local Iowa Workforce Development Centers

Underemployment:

The underemployed are composed of individuals who are working fewer than 35 hours per week but desire more hours; working at wages equal to or less than the national poverty level; and/or who are working in positions that do not meet their skill or education levels or worked for higher wages at previous employment.

- 1.0% Inadequate hours
- 1.7% Low income
- 4.0% Mismatch of skills
- 6.2% Total estimated regional underemployment

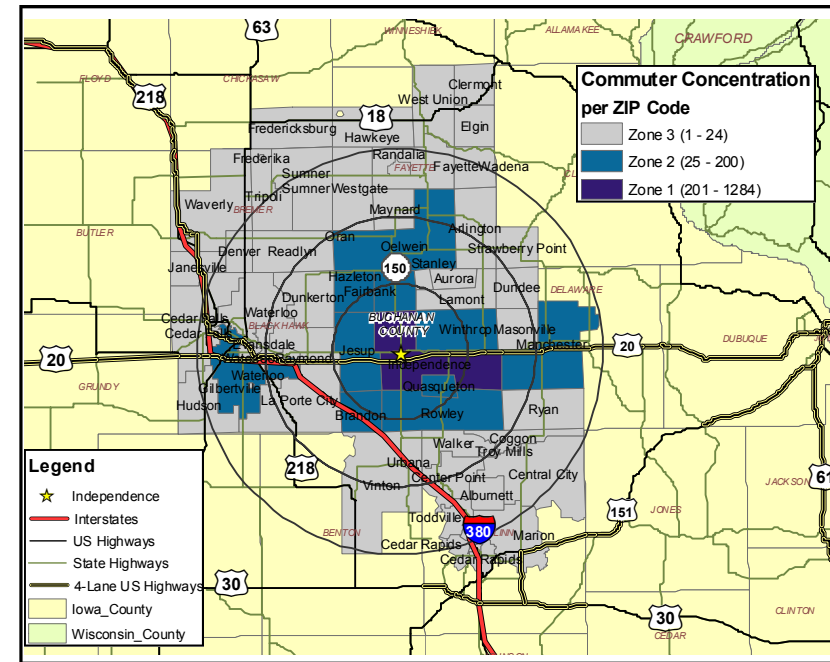
Individuals may be underemployed for more than one reason; but are only counted once for total estimated underemployment.

Industrial Classification of the Employed

Industry	% of Laborshed
Health Care & Social Services	17.4%
Manufacturing	14.2%
Wholesale & Retail Trade	13.6%
Education	11.0%
Agriculture, Forestry, & Mining	8.7%
Professional Services	7.4%
Finance, Insurance, & Real Estate	6.1%
Transportation, Communication, & Utilities	6.1%
Entertainment, Recreation, & Personal Services	5.8%
Construction	5.5%
Government & Public Administration	3.5%

Survey respondents from the Buchanan County Laborshed area were asked to identify the industry in which they are currently working. The largest concentration of workers are employed in the health care and social services industry as shown in the table at left.

Buchanan County Commuting Area

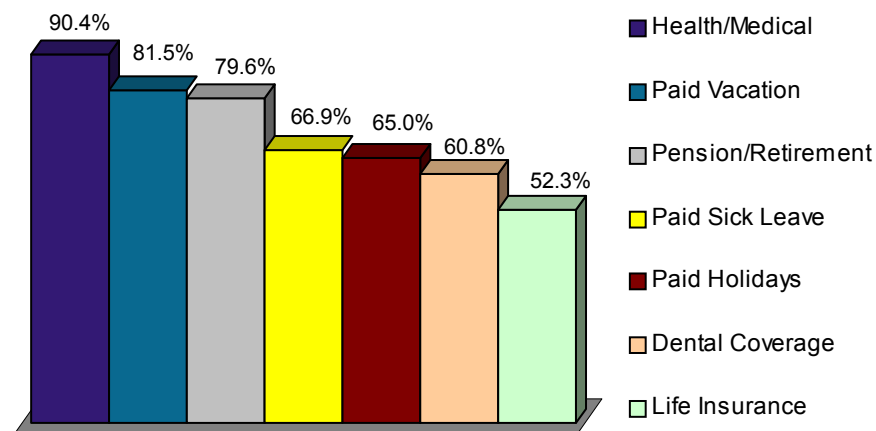


Commuting Statistics

Those who are willing to change employment in the Buchanan County Laborshed area are willing to commute an average of 29 miles one way for employment opportunities.



Benefits Currently Offered



The survey provides the respondents an opportunity to identify employment benefits they currently are offered. The chart at left provides the percentage of responses from those that are currently employed. The top seven benefits are shown.

The majority (79.1%) of respondents are currently sharing the cost of premiums with the employer. However, over one-tenth (15.2%) of the employers in the area that pay the entire cost of insurance premiums as a benefit for their employees.

Education and Current Median Wage Characteristics by Industry

Industry	Education			Median Wages (Overall)	
	Some Level Beyond High School	Associate Degree	Undergraduate Degree or Higher	Salary Wages	Non-Salary Wages
Agriculture	64.3%	28.6%	25.0%	\$31,500/yr	\$10.25/hr
Construction	47.1%	17.6%	17.6%	*	\$15.60/hr
Manufacturing	48.5%	7.6%	13.6%	\$64,000/yr	\$13.00/hr
Transport., Comm., & Utilities	57.1%	7.1%	28.6%	\$40,000/yr	\$12.00/hr
Wholesale/Retail Trade	47.3%	10.5%	12.3%	\$37,000/yr	\$8.23/hr
Finance, Insurance, & Real Estate	70.8%	4.2%	41.7%	\$62,500/yr	\$12.48/hr
Health Care & Social Services	72.7%	18.2%	21.2%	\$47,000/yr	\$12.53/hr
Personal Services	58.8%	11.8%	11.8%	*	\$5.50/hr
Professional Services	56.2%	15.6%	15.7%	\$41,000/yr	\$10.00/hr
Public Admin./Government	69.2%	38.5%	15.4%	*	\$14.63/hr
Education	78.9%	18.4%	57.9%	\$40,000/yr	\$9.40/hr

This table includes all respondents without consideration of employment status or willingness to change/enter employment.

**Insufficient survey data/refused*