

Laborshed Analysis

Audubon County, Iowa



A Study of Workforce Characteristics
Released August 2006

Laborshed Studies

A Laborshed is defined as the area or region from which an employment center draws its commuting workers. To determine the approximate boundaries of the Audubon County Laborshed area, local employers supplied the ZIP code listings of where each of their employees reside. This Laborshed analysis addresses underemployment, the availability and willingness of current and prospective employees to change employment within the workforce, current and desired occupations, wages, hours worked, and distance willing to commute to work. *See contact information on back.*

Total Potential Labor Force: 24,776 (entire Laborshed Area)

Estimated Number of Individuals Very Likely or Somewhat Likely to Change or Accept Employment (5,340)

Employed	4,184	Unemployed	397
		Homemakers	431
		Retired	329

Quick Facts:

(Employed - willing to change employment)

- 14.3% are working multiple jobs;
- Currently working an average of 42 hours per week;
- Average age is 41 years old;
- 20.0% currently working in each of the managerial, sales, and service occupations followed by 15.0% in agriculture occupations;
- Most frequently identified job search sources:
 - Local/Regional newspapers
 - Internet
www.monster.com
www.iowaworkforce.org
 - Networking through friends, family, or acquaintances
 - Local Iowa Workforce Development Centers

Underemployment:

The underemployed are composed of individuals who are working fewer than 35 hours per week but desire more hours; working at wages equal to or less than the national poverty level; and/or who are working in positions that do not meet their skill or education levels or worked for higher wages at previous employment.

- 1.2% (50 people) Inadequate hours
- 0.9% (38 people) Low income
- 2.1% (88 people) Mismatch of skills
- 3.9% (163 people) Total estimated underemployment

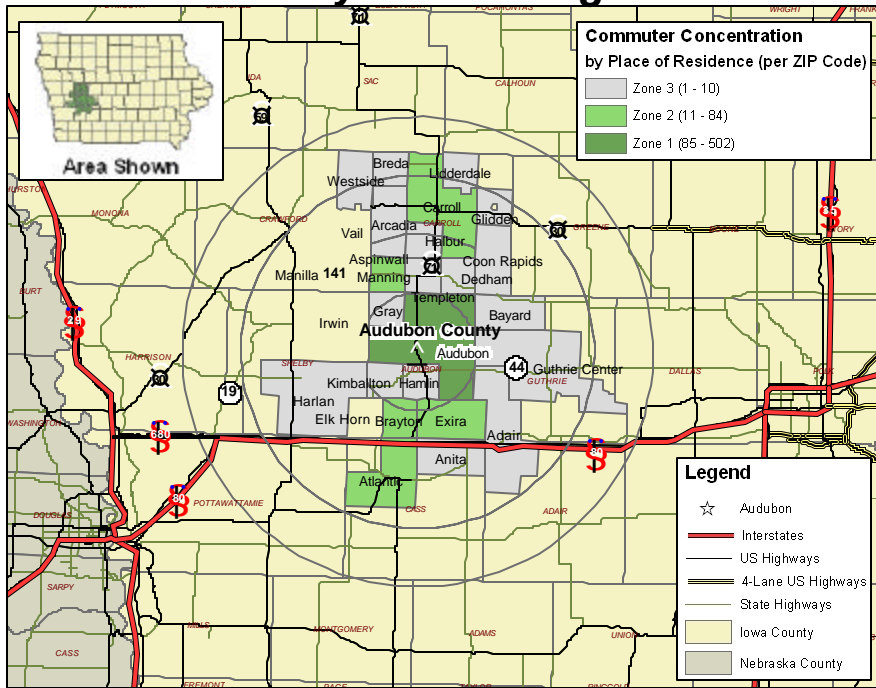
Individuals may be underemployed for more than one reason; but are only counted once for total estimated underemployment.

Industrial Classification of the Employed

Health Care & Social Services	19.4%	4,062
Agriculture	13.6%	2,847
Wholesale & Retail Trade	12.2%	2,554
Education	12.2%	2,554
Professional Services	9.0%	1,884
Transportation, Communication, & Utilities	6.1%	1,277
Manufacturing	5.7%	1,193
Finance, Insurance, & Real Estate	5.7%	1,193
Construction	5.0%	1,047
Personal Services	5.0%	1,047
Public Administration & Government	4.3%	900
Entertainment & Recreation	0.7%	147

Survey respondents from the Audubon County Laborshed area were asked to identify the industry in which they are currently working. The largest concentration of workers are employed in the health care & social services industry as shown in the table at left.

Audubon County Commuting Area



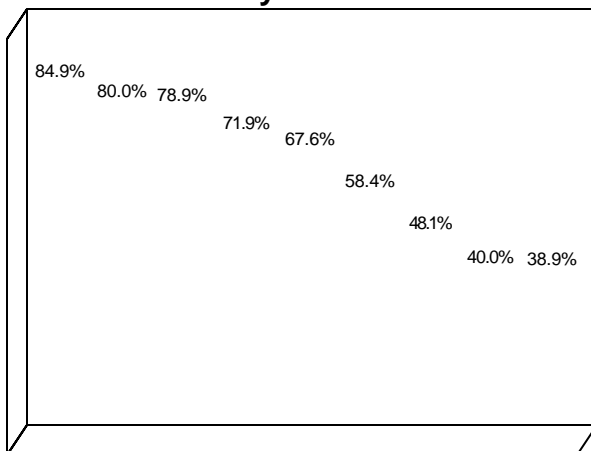
Commuting Statistics

The map at the left represents commuting patterns into Audubon County with the concentration per ZIP code represented in the legend.

Those who are willing to change employment in the Audubon County Laborshed area are willing to commute an average of 23 miles one way for employment opportunities.



Benefits Currently Offered



Health/Medical
Pension/Retirement
Paid Vacation
Paid Holidays
Paid Sick Leave
Dental Coverage
Life Insurance
Vision Coverage
Disability Insurance

The survey provides the respondents an opportunity to identify employment benefits they currently are offered. The chart at left provides the percentage of responses from those that are currently employed. The top nine benefits are shown.

The majority (74.7%) of respondents are currently sharing the cost of premiums with the employer. However, 20.3 percent of the employers in the area pay the entire cost of insurance premiums as a benefit for their employees.

Education and Current Median Wage Characteristics by Industry

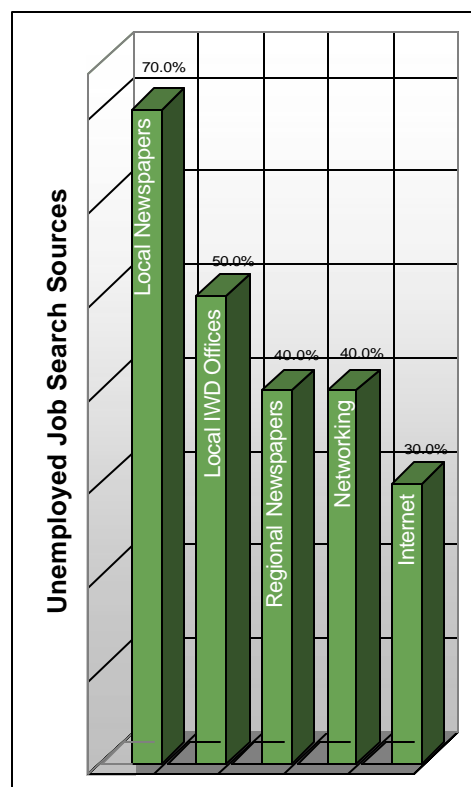
Industry	High School	Some College	College	Median Wage	Hourly Wage
Agriculture	56.1%	9.8%	19.5%	\$60,000	\$13.80
Construction	22.2%	5.6%	*	\$37,500	\$14.81
Manufacturing	61.1%	16.7%	16.7%	*	\$15.15
Transportation, Communication, & Utilities	20.0%	5.0%	5.0%	*	\$9.30
Wholesale & Retail Trade	51.1%	12.2%	10.2%	\$42,500	\$8.00
Finance, Insurance, & Real Estate	66.7%	11.1%	33.3%	\$51,500	\$12.00
Health Care & Social Services	73.3%	20.0%	31.7%	\$40,000	\$12.00
Personal Services	71.4%	7.1%	21.4%	\$32,500	\$9.50
Professional Services	50.0%	3.3%	26.6%	*	\$10.50
Public Administration & Government	56.2%	12.5%	18.8%	\$37,400	\$16.00
Education	89.7%	2.6%	84.5%	\$36,000	\$8.00

This table includes all respondents without consideration of employment status or willingness to change/enter employment.

*Insufficient survey data/refused

Unemployed - Those Willing to Enter/Re-enter Employment:

- An estimated 397 unemployed individuals are willing to accept employment;
- Average age is 45 years old;
- Education:
 - 80.0% have an education beyond high school
 - 20.0% are trade certified
 - 10.0% completed vocational training
 - 30.0% have an undergraduate degree
- Estimated wage range to attract the upper 66-75% qualified hourly wage applicants is \$8.47 to \$8.88/hr. with a median of the lowest wage of \$8.00/hr.;
- Willing to commute an average of 26 miles one way for the right opportunity;
- 50.0% expressed interest in seasonal and 70.0% in temporary employment opportunities;
- 60.0% are interested in working varied shifts (2nd, 3rd & split);
- Would prefer to enter employment that offers the following benefits:
 - Health/medical insurance
 - Pension/retirement options
 - Dental coverage
 - Paid vacation
 - Vision coverage
 - Paid sick leave
 - Paid holiday
 - Tuition assistance/reimbursement
- 87.5% of the unemployed are seeking employment offers where the employer/employee share the cost of medical insurance premiums.



Sponsored in Partnership with



For more information regarding the 2006 Audubon County Laborshed Study, contact:

Audubon County Economic Development Corporation
800 Market St
Audubon, Iowa 50025
Phone: 712-563-2742
Fax: 712-563-2537
E-mail: aced@iowatelecom.net
www.auduboncounty.com



This information is analyzed and compiled by the
Iowa Workforce Development
Strategic Workforce Initiatives Unit
430 E. Grand Avenue, Des Moines, Iowa 50309
(515) 281-4896
www.iowaworkforce.org