



city of
Ankeny

bringing it all together

Workforce Study for Ankeny, Iowa



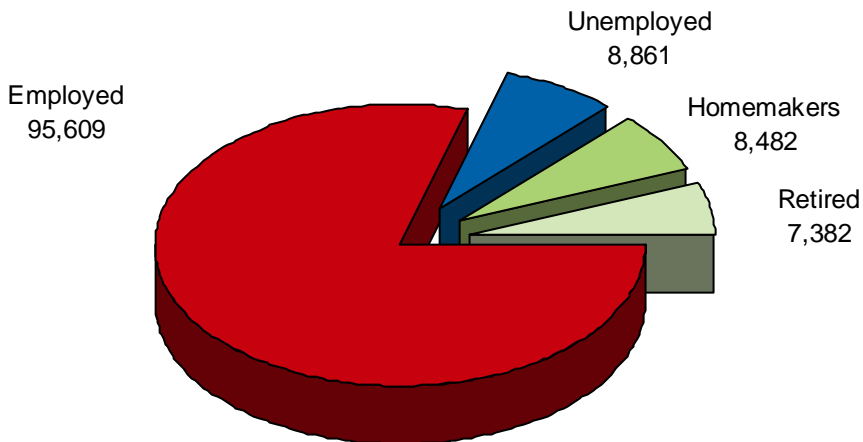
Released March 2008

Laborshed Studies

A Laborshed is defined as the area or region from which an employment center draws its commuting workers. To determine the approximate boundaries of the Ankeny Laborshed area, local employers supplied the ZIP code listings of where each of their employees reside. This Laborshed analysis addresses underemployment, the availability and willingness of current and prospective employees to change employment within the workforce, current and desired occupations, wages, hours worked, and distance willing to commute to work. See *contact information on back*.

Total Potential Labor Force: 376,018 (entire Laborshed Area)

Estimated Number of Individuals Very Likely or Somewhat Likely to Change or Accept Employment (120,334)



Quick Facts:

(Employed - willing to change employment)

- 11.7% are working multiple jobs;
- Currently working an average of 43 hours per week;
- Average age is 43 years old;
- 33.5% currently working in professional, paraprofessional, or technical occupations followed by 19.3% in production, construction, or material handling occupations;
- Most frequently identified job search sources:
 - Local/Regional newspapers
The Des Moines Register
Ames Daily Tribune
 - Internet
www.monster.com
www.careerbuilder.com
 - Networking through friends, family, or acquaintances
 - Local Iowa Workforce Development Centers

Underemployment:

The underemployed are composed of individuals who are working fewer than 35 hours per week but desire more hours; working at wages equal to or less than the national poverty level; and/or who are working in positions that do not meet their skill or education levels or worked for higher wages at previous employment.

- 1.3% Inadequate hours (1,243 people)
- 1.3% Low income (1,243 people)
- 3.0% Mismatch of skills (2,868 people)
- 5.0% Total estimated underemployment (4,780 people)

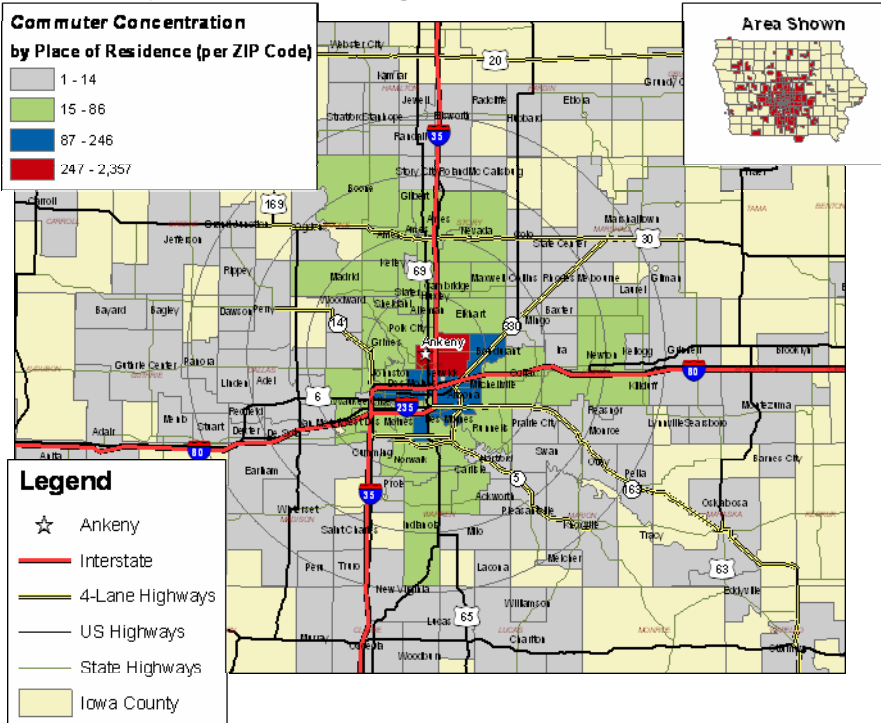
Individuals may be underemployed for more than one reason; but are only counted once for total estimated underemployment.

Industrial Classification of the Employed

Industry	% of Laborshed	# of Employed
Education	16.1%	53,698
Finance, Insurance, & Real Estate	11.3%	37,689
Health Care & Social Services	11.2%	37,355
Wholesale & Retail Trade	10.7%	35,687
Public Administration & Government	9.8%	32,686
Manufacturing	9.1%	30,351
Transportation, Communication, & Utilities	7.9%	26,349
Professional Services	7.4%	24,681
Construction	7.0%	23,347
Personal Services	5.9%	19,678
Agriculture	2.8%	9,339
Entertainment & Recreation	0.6%	2,001

Survey respondents from the Ankeny Laborshed area were asked to identify the industry in which they are currently working. The largest concentration of workers are employed in the education industry as shown in the table at left.


Ankeny Commuting Area



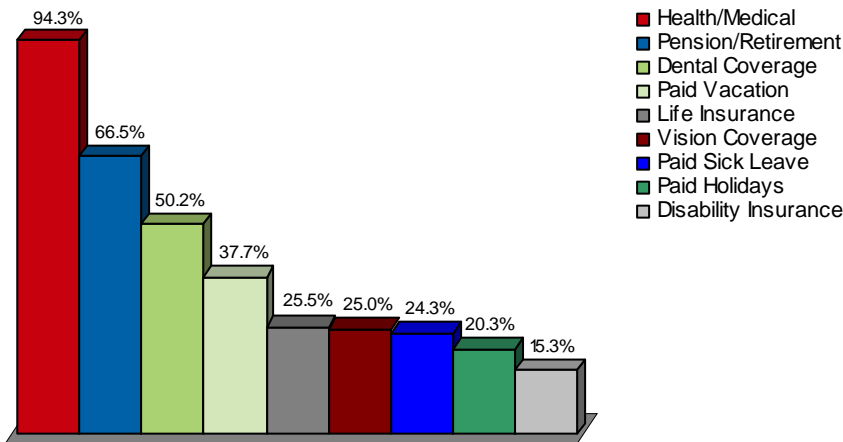
Commuting Statistics

The map at the left represents commuting patterns into Ankeny with the concentration per ZIP code represented in the legend.

Those who are willing to change employment in the Ankeny Laborshed area are willing to commute an average of 22 miles one way for employment opportunities.



Benefits Currently Offered



The survey provides the respondents an opportunity to identify employment benefits they currently are offered. The chart at left provides the percentage of responses from those that are currently employed. The top nine benefits are shown.

The majority (69.3%) of respondents are currently sharing the cost of premiums with the employer. However, 24.6 percent of the employers in the area pay the entire cost of insurance premiums as a benefit for their employees.

Education and Median Wage Characteristics by Industry

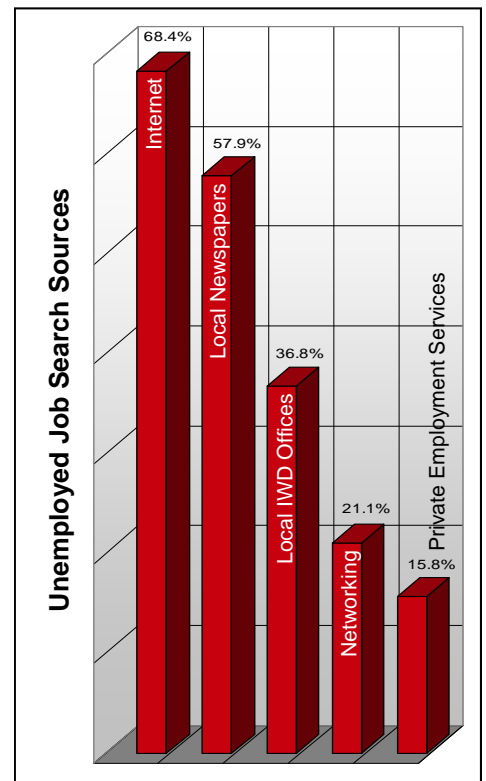
Industry	Education			Median Wages	
	Some Level Beyond High School	Associate Degree	Undergraduate Degree or Higher	Salary Wages (per year)	Non-Salary Wages (per hour)
Agriculture	73.3%	20.0%	53.3%	\$50,000	*
Construction	59.5%	7.1%	23.8%	\$50,000	\$19.23
Manufacturing	54.2%	16.9%	15.3%	\$65,000	\$16.41
Transportation, Communication, & Utilities	63.0%	19.6%	23.9%	\$53,500	\$18.00
Wholesale & Retail Trade	70.6%	14.7%	25.0%	\$50,000	\$9.40
Finance, Insurance, & Real Estate	80.9%	17.5%	46.0%	\$55,000	\$14.49
Health Care & Social Services	86.4%	28.8%	39.4%	\$51,000	\$17.00
Personal Services	73.6%	17.6%	44.1%	\$26,500	\$10.63
Entertainment & Recreation	75.0%	*	*	*	*
Professional Services	77.2%	15.9%	43.1%	\$58,000	\$13.50
Public Administration & Government	82.0%	11.5%	49.1%	\$52,500	\$21.36
Education	92.3%	11.0%	66.0%	\$40,000	\$13.48

This table includes all respondents without consideration of employment status or willingness to change/enter employment.

*Insufficient survey data/refused

Unemployed - Those Willing to Enter/Re-enter Employment:

- An estimated 8,861 unemployed individuals are willing to accept employment;
- Average age is 42 years old;
- Education:
 - 45.0% have an education beyond high school
 - 15.0% have an associate degree
 - 15.0% have an undergraduate degree
 - 5.0% have an postgraduate/professional degree
- Estimated wage range to attract the upper 66-75% qualified hourly wage applicants is \$11.48 to \$14.00/hr. with a median of the lowest wage of \$10.00/hr.;
- Willing to commute an average of 18 miles one way for the right opportunity;
- 40.0% expressed interest in seasonal and 60.0% in temporary employment opportunities;
- 35.0% are interested in working varied shifts (2nd, 3rd & split);
- Would prefer to enter employment that offers the following benefits:
 - Health/medical insurance
 - Pension/retirement options
 - Dental coverage
 - Vision coverage
 - Paid vacation
 - Paid sick leave
 - Paid holidays
- 75.0% of the unemployed are seeking employment offers where the employer/employee share the cost of medical insurance premiums.



Sponsored in Partnership with



THE greater DES MOINES
partnership

For more information regarding the Ankeny Laborshed Study, contact:

City of Ankeny
220 W First Street
Ankeny, IA 50023
Phone: 515-963-3555
Fax: 515-963-3535
www.ankenyiowa.gov



This information is analyzed and compiled by the
Iowa Workforce Development
Research & Strategic Initiatives Unit
1000 E. Grand Avenue, Des Moines, Iowa 50319
(515) 281-4896
www.iowaworkforce.org