

SHELBY

2007 ANNUAL COUNTY PROFILE

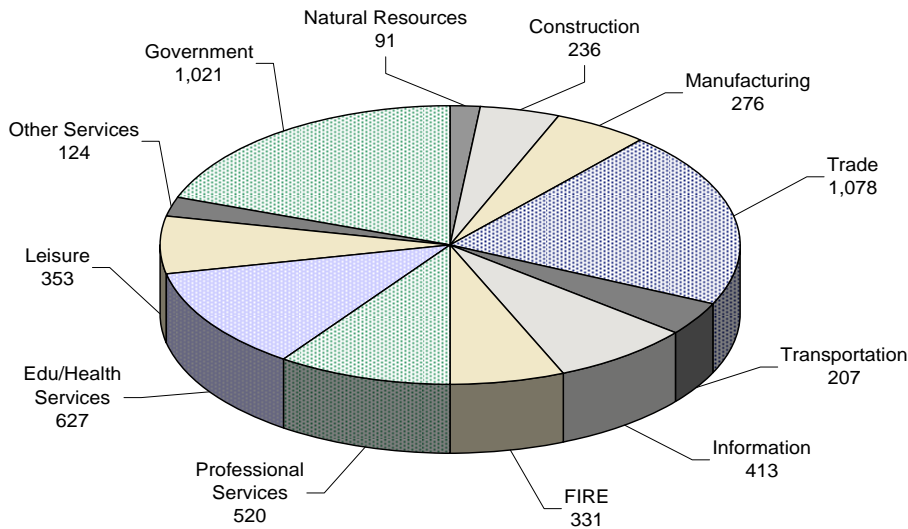
Executive Summary

As of 2006, Shelby County's largest private sector was Trade, representing 20.43 percent (1,078) of the county's total covered employment of 5,277. The county's total employment increased by 5.75 percent since 2005, and the average annual wage increased by 3.23 percent to \$25,601 for all industries.

Shelby County's average weekly wage for all industries was \$492 for 2006. This was an increase of 3.14 percent since 2005. The highest average weekly wage for a private sector was in Manufacturing, averaging \$687 with gross total wages of \$9.9 million. The Ag/Natural resources sector reported the largest percentage increase in average weekly wage of 32.39 percent (\$138) between 2005 and 2006.



2006 Industry Breakout by Employment in Shelby County



Note: Government includes public education and health institutions

Ten Largest Employers by Employment

Based on Annual 2006 Employment by Private Industry

Rank	Name of Company	Industry
1	Communications Data Services	Information
2	Variety Distributors	Wholesale Trade
3	Elm Crest Retirement Community	Health Services
4	Mid-American Agency Services	Finance & Insurance
5	Panama Transfer	Transportation
6	Hy-Vee Food Stores	Retail Trade
7	Advance Services	Business Services
8	ZC Sterling Insurance Agency	Business Services
9	Salem Lutheran Homes	Health Services
10	Farm Service Cooperative	Wholesale Trade

QUICK FACTS

Covered Employment (2006)

		%
Total Employment	5,277	0.36 ¹
Average Weekly Wage	\$492	74.5 ²
Largest Private Sector:		
Wholesale & Retail Trade	1,078	0.43 ³

¹ Percent is based on statewide covered employment of 1,470,744

² Percent is based on statewide average weekly wage of \$660

³ Percent is based on statewide covered sector employment

Census Statistics

		Rank
2006 Population	12,489	61
Growth % since 1990	-5.6%	72
2006 Unemployment Rate	3.2%	82
2005 Per Capita Personal Income	\$29,559	36
2004 Median Household Income	\$42,636	32

Ranking based on Iowa's 99 counties

2007 QUARTERLY CENSUS OF EMPLOYMENT AND WAGES PROFILE

2006 Covered Employment and Reporting Units by Industry in Shelby County

Reporting Units				Employment		
2005	2006	% Change		2005	2006	% Change
446	449	0.67%	Total All Industries	4,990	5,277	5.75%
404	406	0.50%	Private Business	4,012	4,256	6.08%
7	9	28.57%	Ag/Natural Resources & Mining	28	91	225.00%
44	45	2.27%	Construction	251	236	-5.98%
13	13	0.00%	Manufacturing	256	276	7.81%
116	113	-2.59%	Trade	1,080	1,078	-0.19%
46	46	0.00%	<i>Wholesale Trade</i>	460	472	2.61%
69	68	-1.45%	<i>Retail Trade</i>	619	606	-2.10%
24	22	-8.33%	Transportation & Utilities	218	207	-5.05%
9	10	11.11%	Information	393	413	5.09%
45	45	0.00%	Finance, Insurance, and Real Estate	296	331	11.82%
49	51	4.08%	Professional & Business Services	432	520	20.37%
39	38	-2.56%	Education & Health Services	610	627	2.79%
35	35	0.00%	Leisure & Hospitality	336	353	5.06%
25	27	8.00%	Other Services	112	124	10.71%
41	42	2.44%	Government	979	1,021	4.29%
5	5	0.00%	<i>State</i>	16	17	6.25%
29	30	3.45%	<i>Local</i>	904	947	4.76%
7	7	0.00%	<i>Federal</i>	58	57	-1.72%

QUICK FACTS

Shelby County's
Largest
Industries by
Worksites

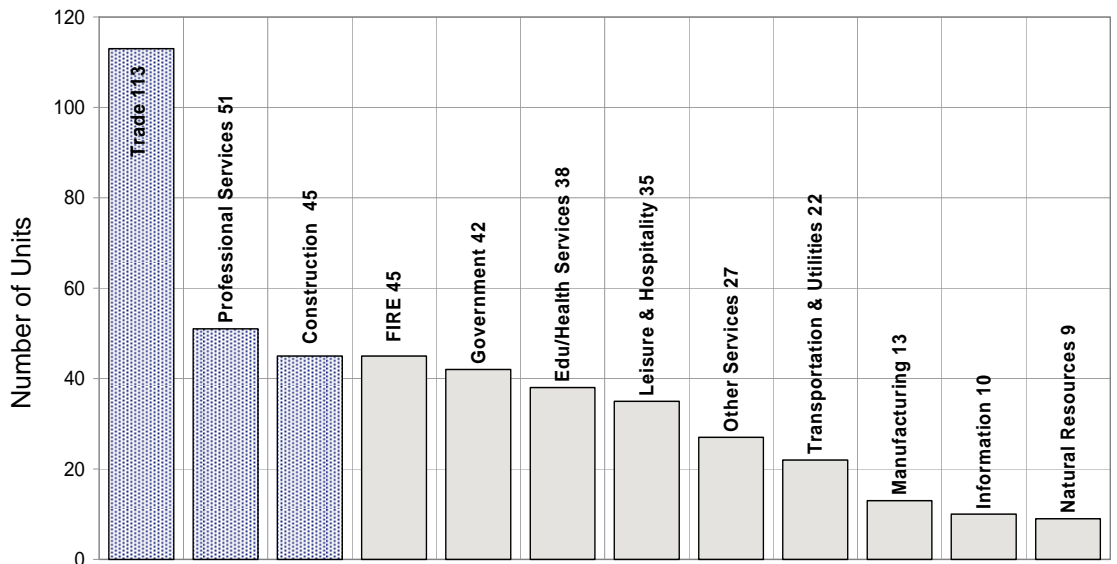
Wholesale & Retail
Trade
113

Professional
Services
51

Construction
45

Reporting Units by Industry in 2006 in Shelby County

A Unit is Defined as a Worksite



Trade - Wholesale & Retail Trade
F.I.R.E. - Finance, Insurance, & Real Estate;

Natural Resources - Agriculture, Natural Resources, & Mining.

2007 QUARTERLY CENSUS OF EMPLOYMENT AND WAGES PROFILE

CONTACT INFO

Iowa Workforce Development,
Workforce Data and Business Development Bureau

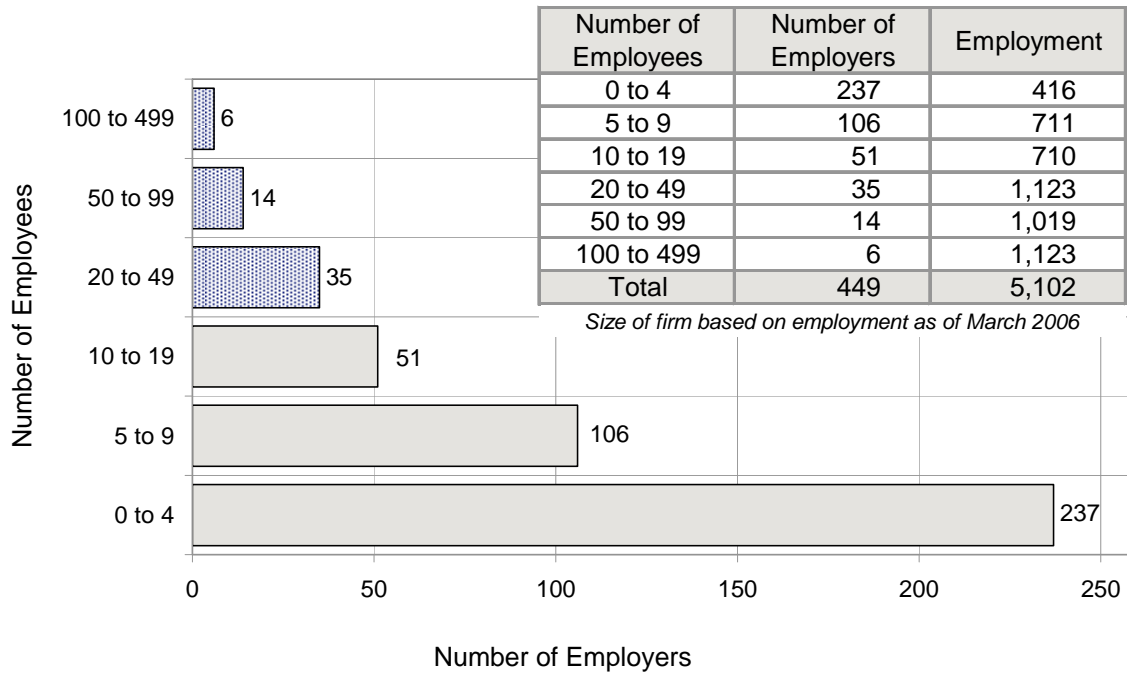
1000 E Grand Ave
Des Moines, IA 50319

800-532-1249;
Fax: 515-281-8195
trends@iwd.state.ia.us
www.iowaworkforce.org

*Equal opportunity employer/
program. Auxiliary aids and
services are available upon
request to individuals with
disabilities.*

TTY 515-281-4748;
1-800-831-1399

2006 Size of Firm in Shelby County



For Additional Information about Shelby County and Region 13—Visit our Website!

<http://iwin.iwd.state.ia.us/iowa/Regions?area=000013>

Site Index Glossary


IWIN
IOWA WORKFORCE INFORMATION NETWORK

Region 13

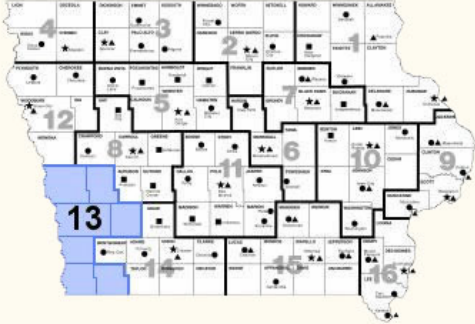
Iowa Workforce Information Network December 14, 2007

REGION 13 Overview REGION 13 Economy REGION 13 Jobs & Careers REGION 13 Publications REGION 13 Services

Overview



Southwest Iowa offers hundreds of things to do and see and enjoy. No matter when you visit, the area offers something for everyone. Fish the lakes that are crowded with numerous species, bag your limit of pheasants, hike the Loess Hills, catch a rodeo at Sidney's Championship Rodeo, drive Western Skies Scenic Byways, watch millions of waterfowl at DeSoto National Wildlife Refuge, or find luck at Council Bluffs' casinos. Recent economic growth in the region has been highlighted by new business investment, as well as the expansion of several existing employers. Recent examples of new business investment include Mastercraft Furniture and D'Kei



Demographic Profiles

FROM THE 2000 CENSUS

SELECT AREA: