

MARSHALL

2007 ANNUAL COUNTY PROFILE

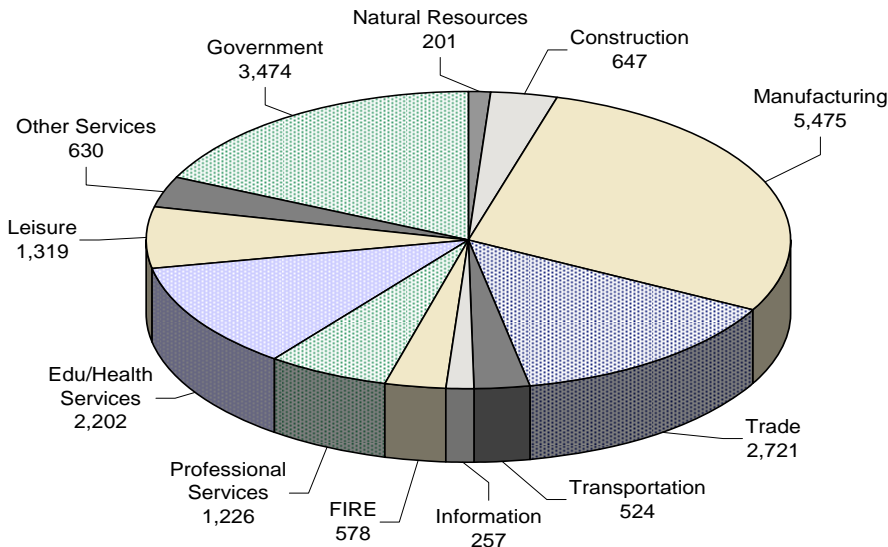
Executive Summary

As of 2006, Marshall County's largest private sector was Manufacturing, representing 28.44 percent (5,475) of the county's total covered employment of 19,253. More than a third of the employment in this sector was in the Food Manufacturing industry. The county's total employment increased by 2.31 percent since 2005, the average annual wage increased by 2.07 percent to \$31,898 for all industries.

Marshall County's average weekly wage for all industries was \$613 for 2006. This was an increase of 2.00 percent since 2005. The highest average weekly wage for a private sector was Manufacturing, averaging \$795 with gross total wages of \$226.4 million. The Ag/Natural Resource, & Mining sector reported the largest percentage increase in average weekly wage of 5.69 percent (\$34) since 2005.



2006 Industry Breakout by Employment in Marshall County



Note: Government includes public education and health institutions

Ten Largest Employers by Employment

Based on Annual 2006 Employment by Private Industry

Rank	Name of Company	Industry
1	Swift & Company	Manufacturing
2	Lennox Manufacturing	Manufacturing
3	Fisher Controls International	Manufacturing
4	Marshalltown Medical/Surgical Center	Health Services
5	Wal-Mart Stores	Retail Trade
6	Hy-Vee Food Stores	Retail Trade
7	McFarland Clinic-Marshalltown	Health Services
8	Community YMCA of Marshalltown	Other Services
9	Access Direct Telemarketing	Business Services
10	Marshalltown Company	Manufacturing

QUICK FACTS

Covered Employment (2006)

		%
Total Employment	19,253	1.31 ¹
Average Weekly Wage	\$613	92.88 ²
Largest Private Sector: Manufacturing	5,475	2.37 ³

¹ Percent is based on statewide covered employment of 1,470,744

² Percent is based on statewide average weekly wage of \$660

³ Percent is based on statewide covered sector employment

Census Statistics

		Rank
2006 Population	39,555	16
Growth % since 1990	3.3%	35
2006 Unemployment Rate	3.8%	49
2005 Per Capita Personal Income	\$30,515	26
2004 Median Household Income	\$41,344	47

Ranking based on Iowa's 99 counties

2007 QUARTERLY CENSUS OF EMPLOYMENT AND WAGES PROFILE

2006 Covered Employment and Reporting Units by Industry in Marshall County

Reporting Units				Employment		
2005	2006	% Change		2005	2006	% Change
999	1,007	0.80%	Total All Industries	18,819	19,253	2.31%
924	933	0.97%	Private Business	15,342	15,779	2.85%
21	21	0.00%	Ag/Natural Resources & Mining	214	201	-6.07%
80	80	0.00%	Construction	619	647	4.52%
45	46	2.22%	Manufacturing	5,231	5,475	4.66%
229	228	-0.44%	Trade	2,780	2,721	-2.12%
72	73	1.39%	<i>Wholesale Trade</i>	551	546	-0.91%
158	155	-1.90%	<i>Retail Trade</i>	2,229	2,176	-2.38%
48	49	2.08%	Transportation & Utilities	485	524	8.04%
22	23	4.55%	Information	259	257	-0.77%
111	115	3.60%	Finance, Insurance, and Real Estate	561	578	3.03%
101	103	1.98%	Professional & Business Services	1,121	1,226	9.37%
87	86	-1.15%	Education & Health Services	2,149	2,202	2.47%
96	102	6.25%	Leisure & Hospitality	1,300	1,319	1.46%
84	84	0.00%	Other Services	624	630	0.96%
75	74	-1.33%	Government	3,478	3,474	-0.12%
18	18	0.00%	<i>State</i>	1,181	1,174	-0.59%
48	47	-2.08%	<i>Local</i>	2,158	2,162	0.19%
10	10	0.00%	<i>Federal</i>	138	139	0.72%

QUICK FACTS

**Marshall County's
Largest
Industries by
Worksites**

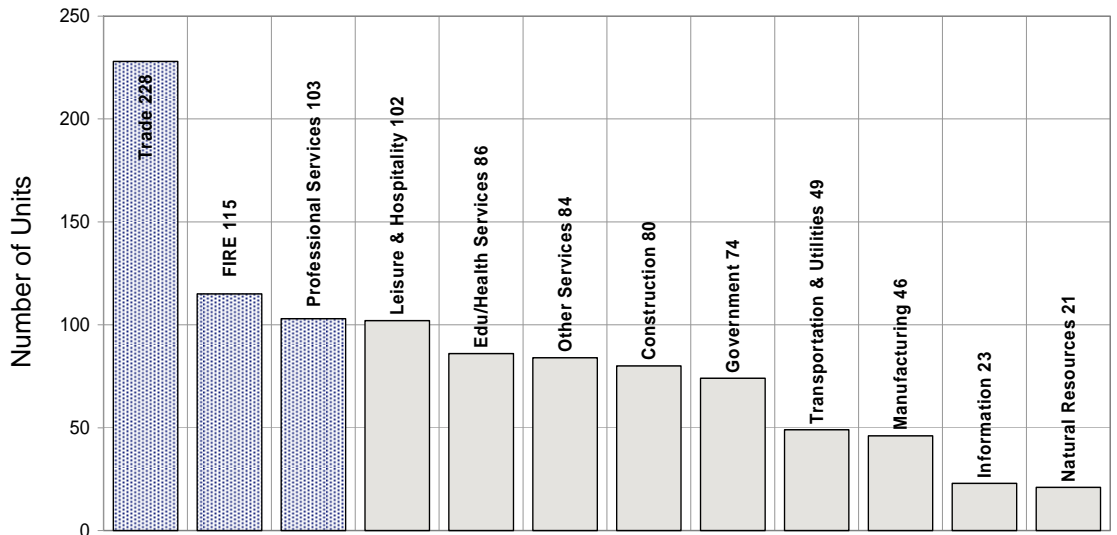
Wholesale & Retail
Trade
228

Finance, Insurance,
& Real Estate
115

Professional
Services
103

Reporting Units by Industry in 2006 in Marshall County

A Unit is Defined as a Worksite



Trade - Wholesale & Retail Trade
F.I.R.E. - Finance, Insurance, & Real Estate;

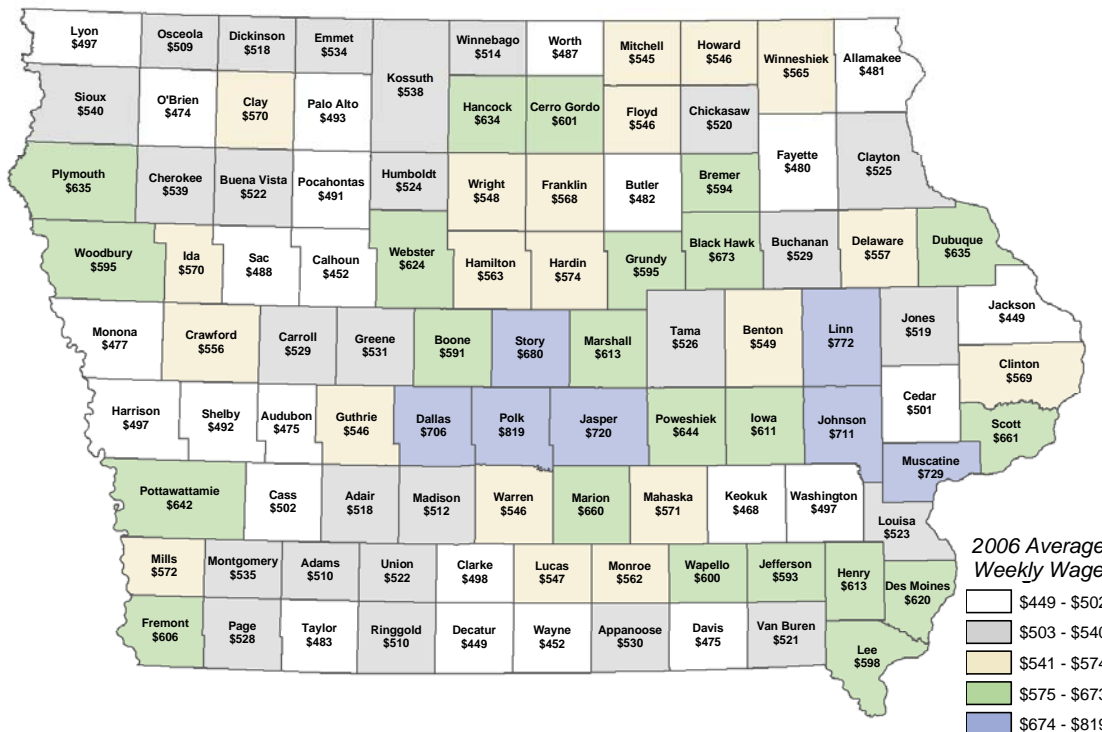
Natural Resources - Agriculture, Natural Resources, & Mining.

2007 QUARTERLY CENSUS OF EMPLOYMENT AND WAGES PROFILE

2006 Average Annual and Weekly Wage by Industry in Marshall County

Average Annual Wage				Average Weekly Wage		
2005	2006	% Change		2005	2006	% Change
\$ 31,250	\$ 31,898	2.07%	Total All Industries	\$ 601	\$ 613	2.00%
\$ 31,285	\$ 31,810	1.68%	Private Business	\$ 602	\$ 612	1.66%
\$ 31,070	\$ 32,840	5.70%	Ag/Natural Resources & Mining	\$ 598	\$ 632	5.69%
\$ 38,799	\$ 40,560	4.54%	Construction	\$ 746	\$ 780	4.56%
\$ 40,820	\$ 41,350	1.30%	Manufacturing	\$ 785	\$ 795	1.27%
\$ 23,736	\$ 24,338	2.53%	Trade	\$ 456	\$ 468	2.63%
\$ 45,716	\$ 45,798	0.18%	Wholesale Trade	\$ 879	\$ 881	0.23%
\$ 18,303	\$ 18,942	3.49%	Retail Trade	\$ 352	\$ 364	3.41%
\$ 39,032	\$ 38,716	-0.81%	Transportation & Utilities	\$ 751	\$ 745	-0.80%
\$ 25,638	\$ 26,268	2.46%	Information	\$ 493	\$ 505	2.43%
\$ 35,695	\$ 34,335	-3.81%	Finance, Insurance, Real Estate	\$ 686	\$ 660	-3.79%
\$ 23,321	\$ 24,513	5.12%	Professional & Business Services	\$ 448	\$ 471	5.13%
\$ 32,418	\$ 32,035	-1.18%	Education & Health Services	\$ 623	\$ 616	-1.12%
\$ 10,527	\$ 10,432	-0.90%	Leisure & Hospitality	\$ 202	\$ 201	-0.50%
\$ 23,566	\$ 24,194	2.66%	Other Services	\$ 453	\$ 465	2.65%
\$ 31,087	\$ 32,293	3.88%	Government	\$ 598	\$ 621	3.85%
\$ 35,923	\$ 37,947	5.63%	State	\$ 691	\$ 730	5.64%
\$ 27,687	\$ 28,439	2.72%	Local	\$ 532	\$ 547	2.82%
\$ 43,094	\$ 44,259	2.70%	Federal	\$ 829	\$ 851	2.65%

2006 Average Weekly Wage for All Industries by County



QUICK FACTS

Average Weekly Wage Comparisons

Marshall
\$613

Rank
Among All 99
Iowa Counties
-18-

Statewide
\$660

Nation
\$818

2007 QUARTERLY CENSUS OF EMPLOYMENT AND WAGES PROFILE

CONTACT INFO

Iowa Workforce Development,
Workforce Data and Business Development Bureau

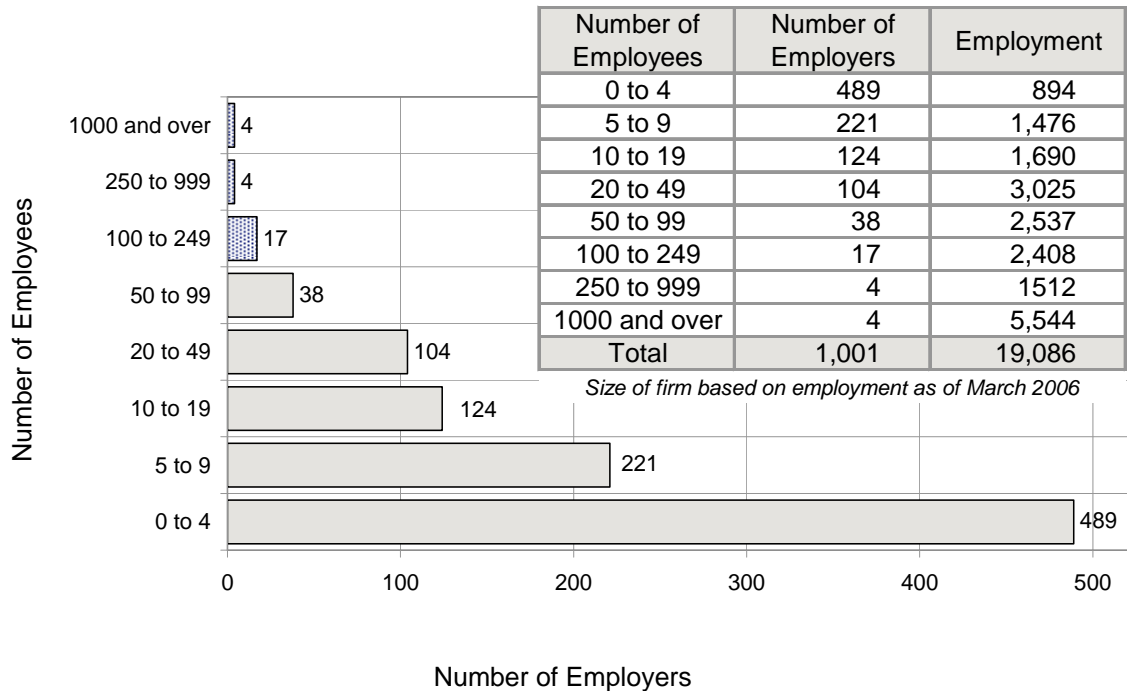
1000 E Grand Ave
Des Moines, IA 50319

800-532-1249;
Fax: 515-281-8195
trends@iwd.state.ia.us
www.iowaworkforce.org

*Equal opportunity employer/
program. Auxiliary aids and
services are available upon
request to individuals with
disabilities.*

TTY 515-281-4748;
1-800-831-1399

2006 Size of Firm in Marshall County



For Additional Information about Marshall County and Region 6 - Visit our Website!

<http://iwin.iwd.state.ia.us/iowa/Regions?area=000006>

Site Index Glossary

IWIN
IOWA WORKFORCE INFORMATION NETWORK

Region 6

Iowa Workforce Information Network December 20, 2007

REGION 6 Overview REGION 6 Economy REGION 6 Jobs & Careers REGION 6 Publications REGION 6 Services

Overview



Region 6 has excellent schools and colleges, community activities, recreational opportunities, medical facilities, as well as multi-cultural events. We think you'll like what you see.

[Labor Market Information](#)
[Contact Wendy Gerrish](#)



Demographic Profiles

FROM THE 2000 CENSUS

SELECT AREA:

[View Demographic Profile](#)

<http://iwin.iwd.state.ia.us/iowa>